



**SUZUKI**  
**MARINE**

Parts Book

DF 40 (99-01)

DF 50 (99-01)

## PREFACE

When it becomes necessary to replace parts on SUZUKI OUTBOARD MOTORS, always use SUZUKI GENUINE PARTS which have passed a strict inspection which guarantees quality and performance.

This parts catalogue covers the list of all service parts for SUZUKI DF40, DF50 '99~'01 MODEL.

### INSTRUCTIONS FOR QUOTING THE CATALOGUE

#### 1. DIMENSIONS

Dimensions of the parts in this catalogue are indicated in unit millimeters.

#### 2. ABBREVIATIONS

Abbreviations used in this catalogue are as follows:

AR	: As required	NT	: Number of teeth
ASSY	: Assembly	OPT	: Optional
E.No.	: Engine number	OS	: Over size
F.No.	: Frame number	STD	: Standard
d	: Diameter of material	T	: Thickness
ID	: Inside diameter	US	: Under size
OD	: Outside diameter	W	: Width
L	: Length	S,L,UL,LL	: Transom Type
LH(PORT)	: Left hand side	'00	: MODEL:2000
RH(STBD)	: Right hand side	'01	: MODEL:2001

~123456 : Up to F.No.04001F-123456

123456~ : From F.No.04001F-123456

$\frac{12}{|} \times \frac{34}{|} \times \frac{5.6}{|}$ ..... Figures in the description column

show the dimensions of parts.

ID OD T(or W,L)

→12345-56781 (Parts No.) : indicates that the parts number was changed to 12345-56781 and the new parts are interchangeable with the former ones but the former ones are not interchangeable with new ones.

←12345-56781 (Parts No.) : indicates that the former and new parts are interchangeable with each other and both are usable.

#### 3. INNER PARTS OF ASSEMBLY

Part name with a dot (.) in front as shown in the description column indicates the component of the assembly also available individually.

#### 4. MODIFICATION NOTICE

A parts bulletin will be sent to you on all occasions when changes in parts occur, including interchangeable modifications between new parts and old ones.

#### 5. NOTE

5-1. There are some different parts from those of production models among spare parts for the administrative reasons and common use of them with other models.

5-2. In respect of rubber hoses and vinyl tubes, please be sure to use them by cutting off according to the length mentioned on parts catalogue or what is actually required on the vehicle.

5-3. Note that the drawings on the illustration page are for ready reference of spare parts number, not to be used as an assembly manual. When assembling, use "SUZUKI SERVICE MANUAL".

#### 6. ENGINE NUMBER

DF40TLX '99 MODEL : 04001F-971001~  
DF40QLX '99 MODEL : 04001F-971001~  
DF40TLY '00 MODEL : 04001F-030001~  
DF40QLY '00 MODEL : 04001F-030001~  
DF40TLK1 '01 MODEL : 04001F-151001~  
DF40QLK1 '01 MODEL : 04001F-151001~

DF50TLX '99 MODEL : 05001F-971001~  
DF50QLX '99 MODEL : 05001F-971001~  
DF50TLY '00 MODEL : 05001F-030001~  
DF50QLY '00 MODEL : 05001F-030001~  
DF50TLK1 '01 MODEL : 05001F-151001~  
DF50QLK1 '01 MODEL : 05001F-151001~

FIG.1

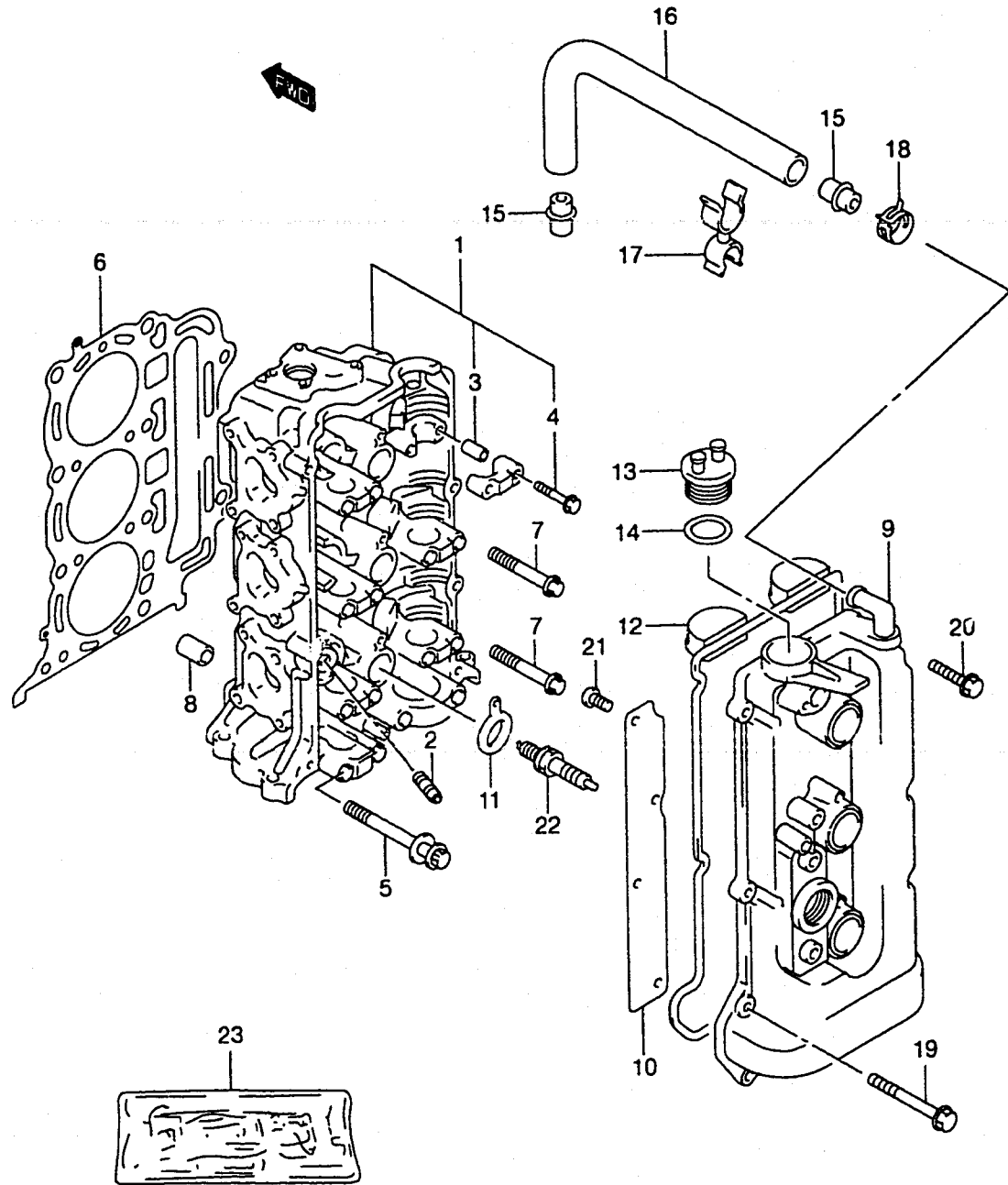


FIG.1 ( B-2)

CYLINDER HEAD

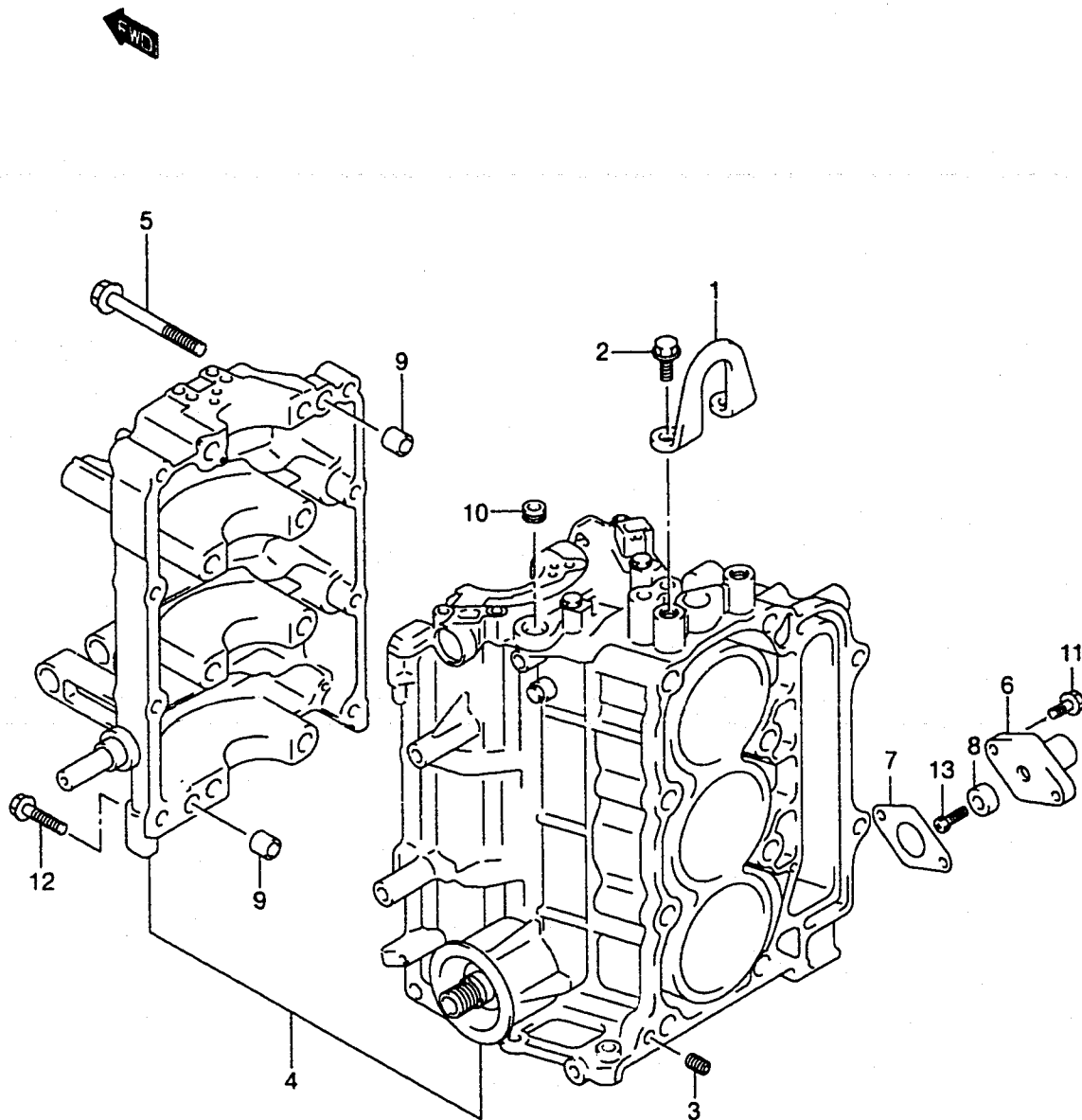
REF.NO.	PART NO.	DESCRIPTION	QTY.	REMARKS
1	11100-87J01-019	HEAD, CYLINDER (BLACK)	1	
2	11115-73G00-001	.GUIDE, VALVE	12	
3	09206-08001	.PIN	14	
4	11128-87J00	.BOLT, CAMSHAFT HSG	17	
5	11119-87J00	BOLT, CYLINDER HEAD	8	
6	11141-87J01	GASKET, CYLINDER HEAD	1	
7	11116-87J10	BOLT, CYLINDER HEAD	2	
8	04211-13189	PIN, DOWEL	2	
9	11170-87J00-019	COVER, CYLINDER HEAD (BLACK)	1	
10	11173-87J01	PLATE, BREATHER	1	
11	11179-73G00	GASKET, SPARK PLUG HOLE	3	
12	11189-87J00	GASKET, CYLINDER HEAD COVER	1	
13	11382-99E00	CAP, OIL FILLER	1	
14	09280-26006	O RING (D:3.1 ID:26.4)	1	
15	11176-87J00	JET, BREATHER HOSE	2	
16	11174-87J00	HOSE, BREATHER	1	
17	09408-00140	CLAMP	1	
18	09401-20404	CLIP	1	
19	01547-06257	BOLT	9	
20	01547-06457	BOLT	3	
21	02142-06123	SCREW	3	
22	09482-00446	SPARK PLUG (NGK DCPR6E)	3	
23	11400-87801	GASKET SET	1	

REF.NO. PART NO. DESCRIPTION REMARKS

1	11291-87J00-019	HOOK, ENGINE (BLACK)	1
2	01550-08207	BOLT	2
3	11112-73002	PLUG, OIL VENTURI	1
4	11300-87J01-019	BLOCK, CYLINDER (BLACK)	1
5	11117-87J01	.BOLT	8
6-1	11261-87E00-0EP	.COVER, PROTECTION (BLACK)	1
6-2	11261-87E10-0EP	.COVER, PROTECTION (BLACK)	1
7	11265-87E10	.GASKET, PROTECTION ANODE	1
8	55321-87J00	.ZINC, PROTECTION	1
9	09206-13019	.PIN, KNOCK	4
10	09246-08004	.PLUG	2
11	01550-06207	.BOLT	2
12	01550-08407	.BOLT	8
13	09128-06021	.BOLT	1

MODEL:01

FIG.2



**FIG.3**

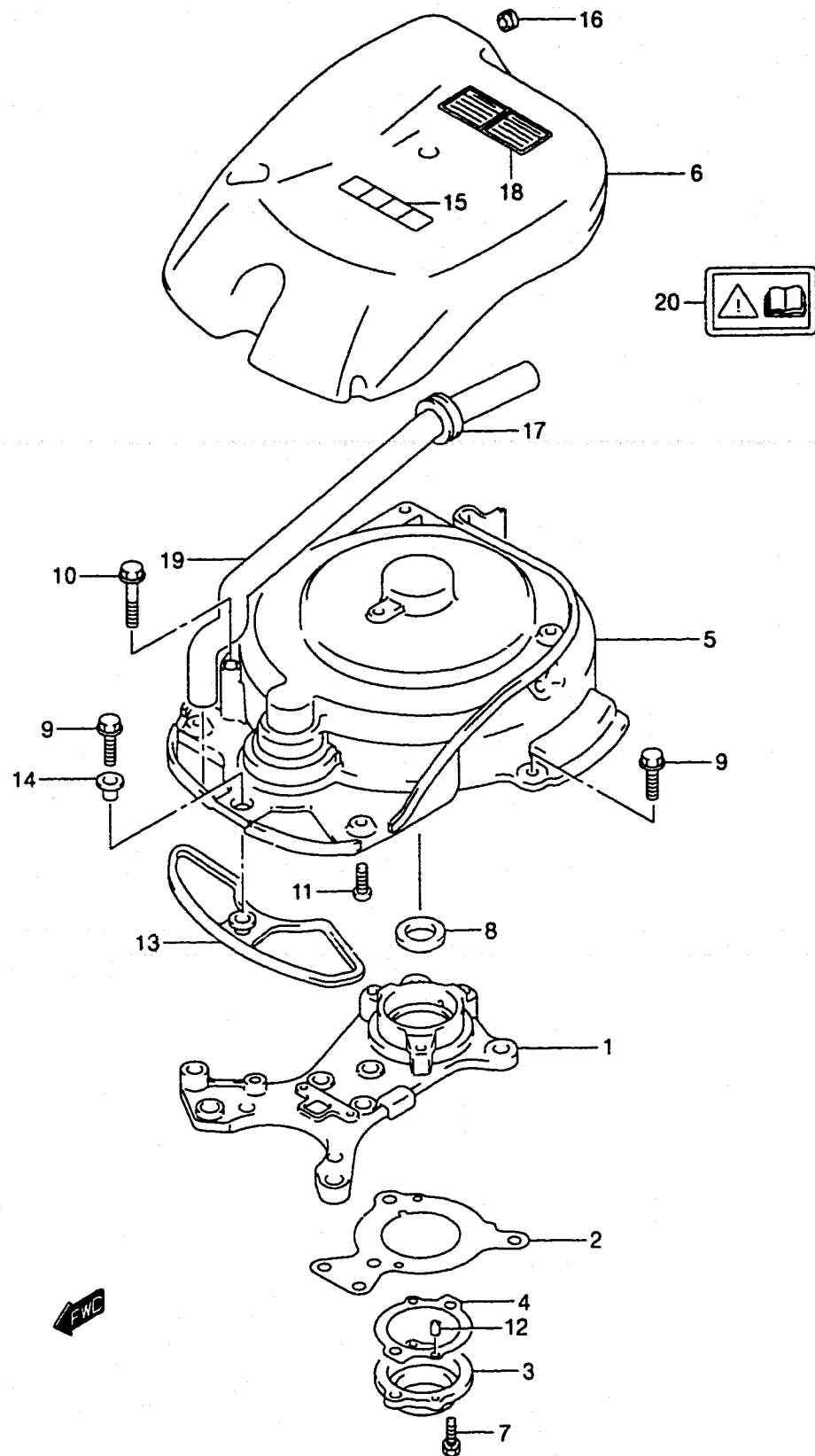


FIG.3 ( B-4)

**OIL SEAL HOUSING**

**QTY.**

REF.NO.	PART NO.	DESCRIPTION	QTY.	REMARKS
1	11411-87J00-019	HOUSING, UPPER OIL SEAL (BLACK)	1	
2	11413-87J00	GASKET, UPPER OIL SEAL HSG	1	
3	11431-87J00-019	HOUSING, UNDER OIL SEAL (BLACK)	1	
4	11433-87J00	GASKET, UNDER OIL SEAL HSG	1	
5	11511-87J00	COVER, RING GEAR	1	
6	11513-87J00	COVER, FLYWHEEL MAGNETO UPPER	1	
7	09117-06031	BOLT (6X20)	2	
8	09282-17009	SEAL, OIL	1	
9	01550-06207	BOLT	8	
10	01550-06507	BOLT	1	
11	03541-05163	SCREW	7	
12	04221-04089	PIN	4	
13	11531-87J00	SEAL, MAG COVER	1	
14	09169-06062	WASHER	1	
15	69711-93E10	LABEL, CAUTION	1	
16	09320-08013	GROMMET	1	
17	09320-20008	GROMMET	1	
18	61472-99E10	LABEL, MAG COVER	1	
19	11174-87J00	HOSE, BREATHER	1	
20	69712-93E10	LABEL, CAUTION	1	MODEL:99

REFER TO FIG.4 (B-5) FOR MODEL:01

**FIG.4**

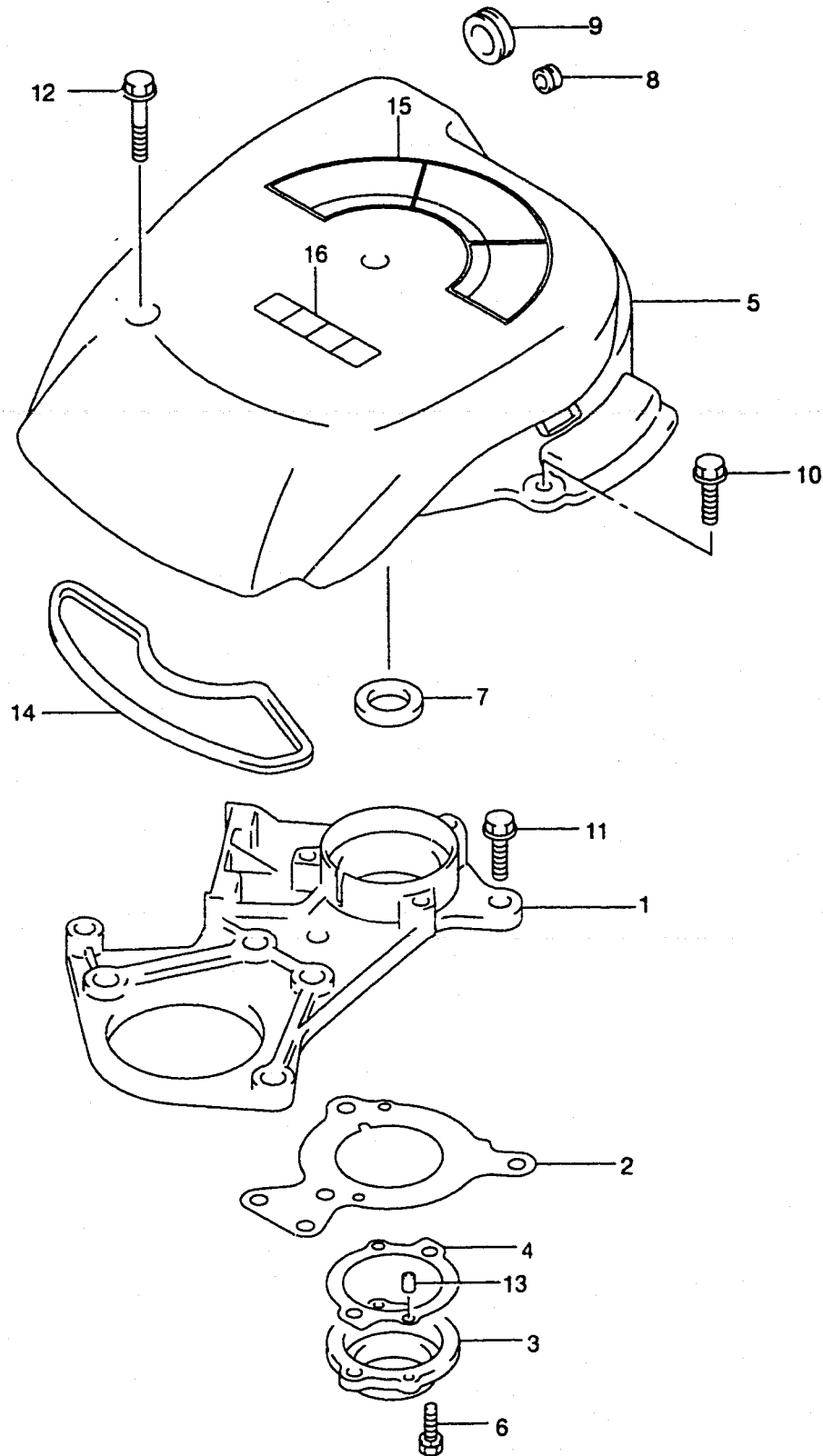
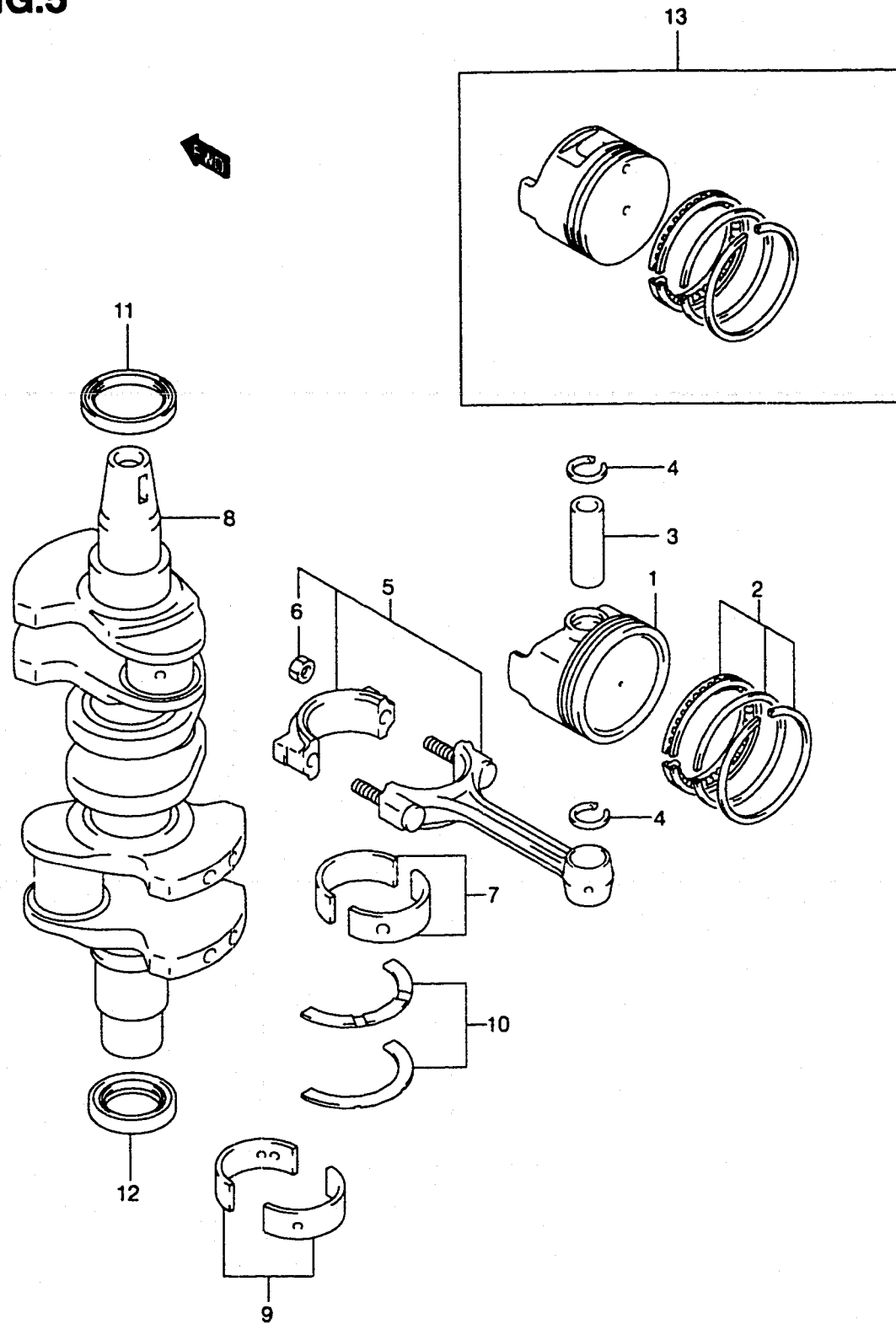


FIG.4 ( B-5)

OIL SEAL HOUSING (MODEL:01)

REF.NO.	PART NO.	DESCRIPTION	QTY.	REMARKS
1	11411-87J10-019	HOUSING, UPPER OIL SEAL (BLACK)	1	
2	11413-87J00	GASKET, UPPER OIL SEAL HSG	1	
3	11431-87J00-019	HOUSING, UNDER OIL SEAL (BLACK)	1	
4	11433-87J00	GASKET, UNDER OIL SEAL HSG	1	
5	11510-87J10	COVER, FLYWHEEL MAGNETO	1	
6	09117-06031	BOLT (6X20)	2	
7	09282-17009	SEAL, OIL	1	
8	09320-08013	GROMMET	1	
9	09320-20008	GROMMET	1	
10	01550-06207	BOLT	2	
11	01550-06207	BOLT	5	
12	01550-06507	BOLT	1	
13	04221-04089	PIN	4	
14	11531-87J10	SEAL, MAG COVER	1	
15	61472-93E30	LABEL, MAG COVER	1	
16	69711-93E10	LABEL, CAUTION	1	

**FIG.5**



**FIG.5 ( B-6)**

**CRANKSHAFT**

**QTY.**

REF.NO.	PART NO.	DESCRIPTION	QTY.	REMARKS
1	12111-87J02	PISTON	3	
2	12140-87J01	RING SET, PISTON	3	
3	12151-87J00	PIN, PISTON	3	
4	09381-18005	CLIP	6	
5	12160-87J00	CONNROD ASSY	3	
6	09159-08033	.NUT	6	
7	12181-87J00-0A0	BEARING, CONNROD	6	
8	12220-87J01	CRANKSHAFT	1	
9-1	12340-75F00-0A0	BEARING SET, CRANKSHAFT	4	GREEN
9-2	12340-75F00-0B0	BEARING SET, CRANKSHAFT	4	BLACK
9-3	12340-75F00-0C0	BEARING SET, CRANKSHAFT	4	N/PAINT
9-4	12340-75F00-0D0	BEARING SET, CRANKSHAFT	4	YELLOW
9-5	12340-75F00-0E0	BEARING SET, CRANKSHAFT	4	BLUE
10	12300-82820	BEARING SET, THRUST	1	
11	09283-35047	SEAL, OIL	1	UPPER
12	12281-87J00	SEAL, OIL	1	UNDER
13-1	12100-87J00	PISTON SET	3	OPT
13-2	12100-87J01-025	PISTON SET (OS:0.25)	1	OPT
13-3	12100-87J01-050	PISTON SET (OS:0.50)	1	OPT

FIG.6

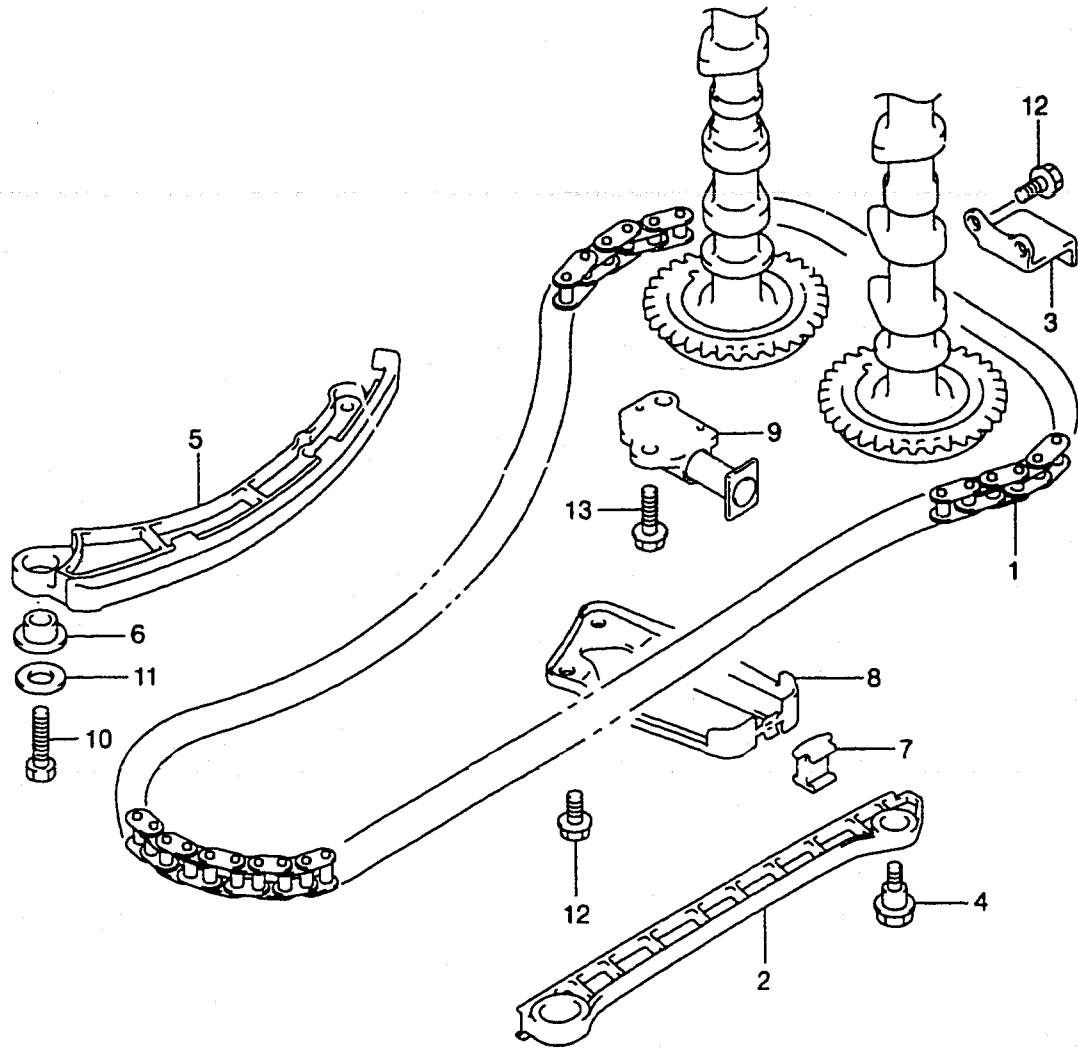


FIG.6 ( B-7)

TIMING CHAIN

REF.NO.	PART NO.	DESCRIPTION	QTY.	REMARKS
1	12761-73G00	CHAIN, TIMING	1	
2	12771-87J00	GUIDE, TIMING CHAIN	1	
3	12772-73G01	GUIDE, TIMING CHAIN NO.2	1	MODEL:99,00
4	12776-85FA0	BOLT, TIMING CHAIN GUIDE	2	
5	12811-87J00	TENSIONER, TIMING CHAIN	1	
6	12812-73G10	SPACER, TIMING CHAIN TENSIONER	1	
7	12813-73G00	PAD, TIMING CHAIN TENSIONER	1	
8	12821-87J00	LINK, TIMING CHAIN TENSIONER	1	
9	12831-73G01	ADJUSTER ASSY, TENSIONER	1	
10	09100-08260	BOLT (8X30)	1	
11	09160-08123	WASHER	1	
12-1	01550-06123	BOLT	4	MODEL:99,00
12-2	01550-06123	BOLT	2	MODEL:01
13	01550-06203	BOLT	2	





FIG.7

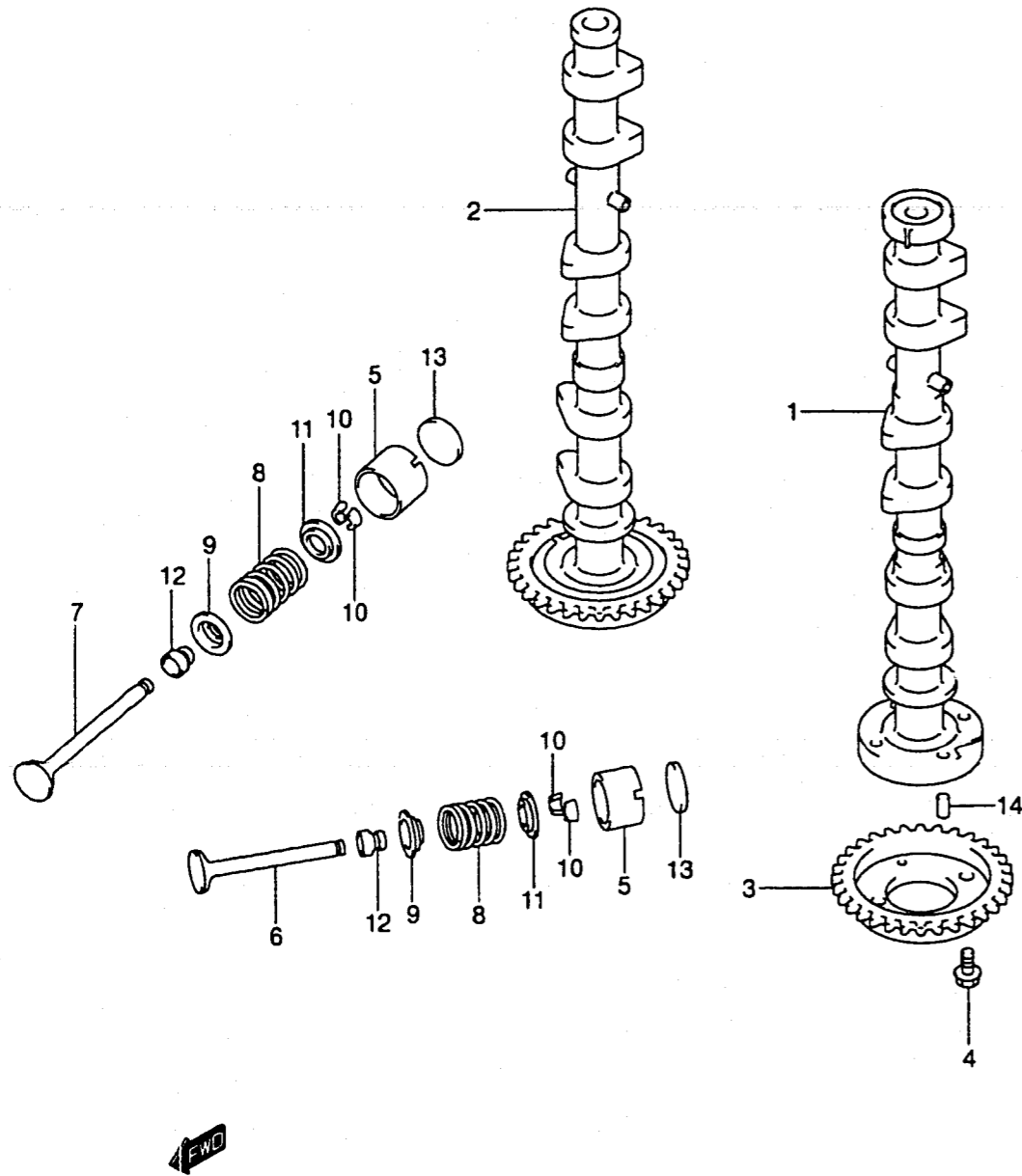
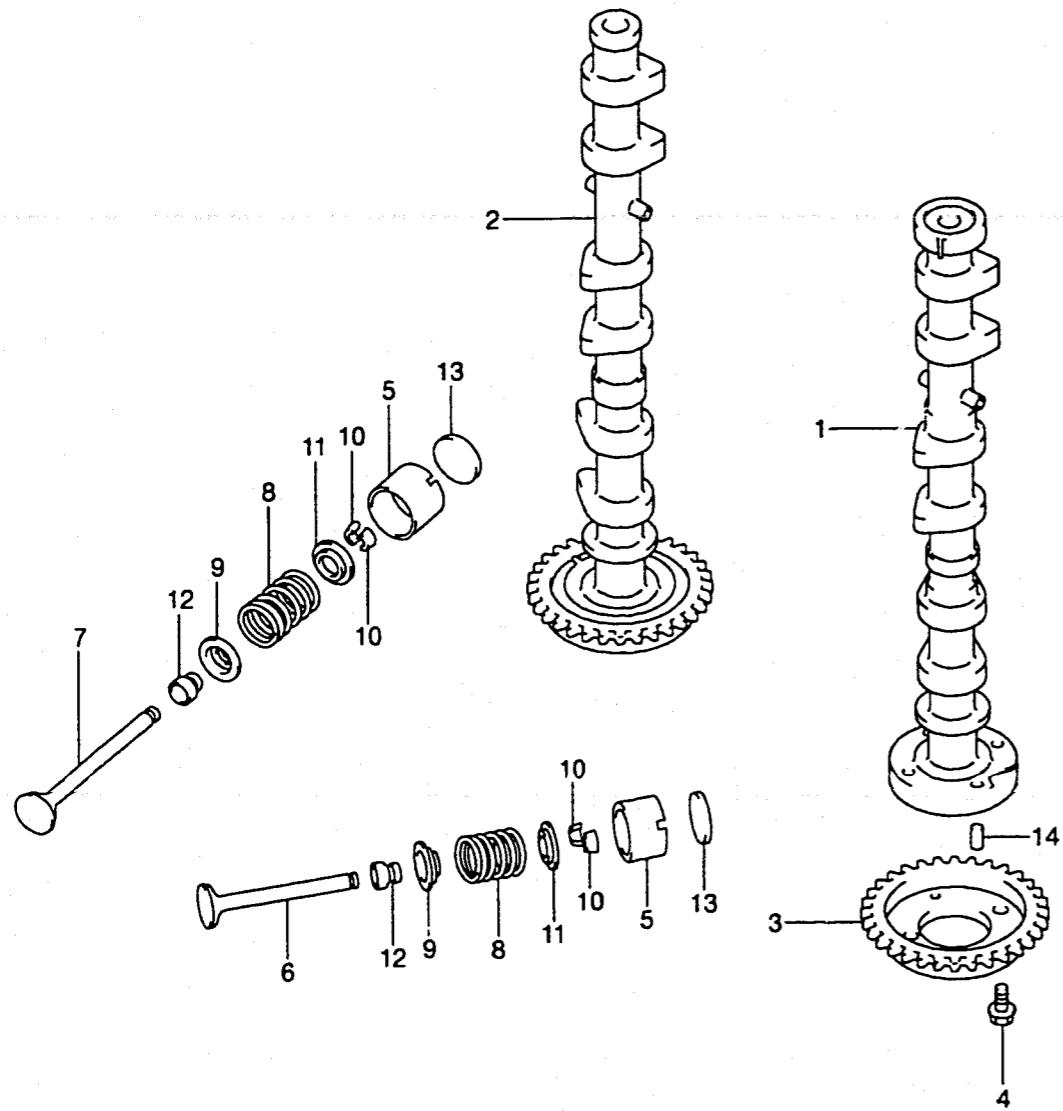


FIG.7 ( B-8)

CAMSHAFT

REF.NO.	PART NO.	DESCRIPTION	QTY.	REMARKS
1-1	12710-87J00	CAMSHAFT, INTAKE	1	DF40
1-2	12710-87J20	CAMSHAFT, INTAKE	1	DF40 MODEL:01
1-3	12710-87J10	CAMSHAFT, INTAKE	1	DF50
1-4	12710-87J30	CAMSHAFT, INTAKE	1	DF50 MODEL:01
2-1	12720-87J00	CAMSHAFT, EXHAUST	1	DF40
2-2	12720-87J10	CAMSHAFT, EXHAUST	1	DF50
3	12741-87J00	SPROCKET, CAMSHAFT TIMING	1	
4	01550-06123	BOLT	3	
5	12891-73G00	TAPPET	12	
6	12911-73G00	VALVE, INTAKE	6	
7	12915-73G20	VALVE, EXHAUST	6	
8	12921-87J00	SPRING, VALVE	12	
9	12931-78G00	RETAINER, VALVE SPRING	12	
10	12932-24400	COTTER, VALVE	24	
11	12933-51E00	SEAT, VALVE SPRING	12	
12	09289-05012	SEAL, OIL	12	
13-1	12892-73G01-218	SHIM, TAPPET (T:2.18)	AR	
13-2	12892-73G01-220	SHIM, TAPPET (T:2.20)	AR	
13-3	12892-73G01-222	SHIM, TAPPET (T:2.22)	AR	
13-4	12892-73G01-224	SHIM, TAPPET (T:2.24)	AR	
13-5	12892-73G01-226	SHIM, TAPPET (T:2.26)	AR	
13-6	12892-73G01-228	SHIM, TAPPET (T:2.28)	AR	
13-7	12892-73G01-230	SHIM, TAPPET (T:2.30)	AR	
13-8	12892-73G01-232	SHIM, TAPPET (T:2.32)	AR	
13-9	12892-73G01-234	SHIM, TAPPET (T:2.34)	AR	
13-10	12892-73G01-236	SHIM, TAPPET (T:2.36)	AR	
13-11	12892-73G01-238	SHIM, TAPPET (T:2.38)	AR	
13-12	12892-73G01-240	SHIM, TAPPET (T:2.40)	AR	
13-13	12892-73G01-242	SHIM, TAPPET (T:2.42)	AR	
13-14	12892-73G01-244	SHIM, TAPPET (T:2.44)	AR	
13-15	12892-73G01-246	SHIM, TAPPET (T:2.46)	AR	
13-16	12892-73G01-248	SHIM, TAPPET (T:2.48)	AR	

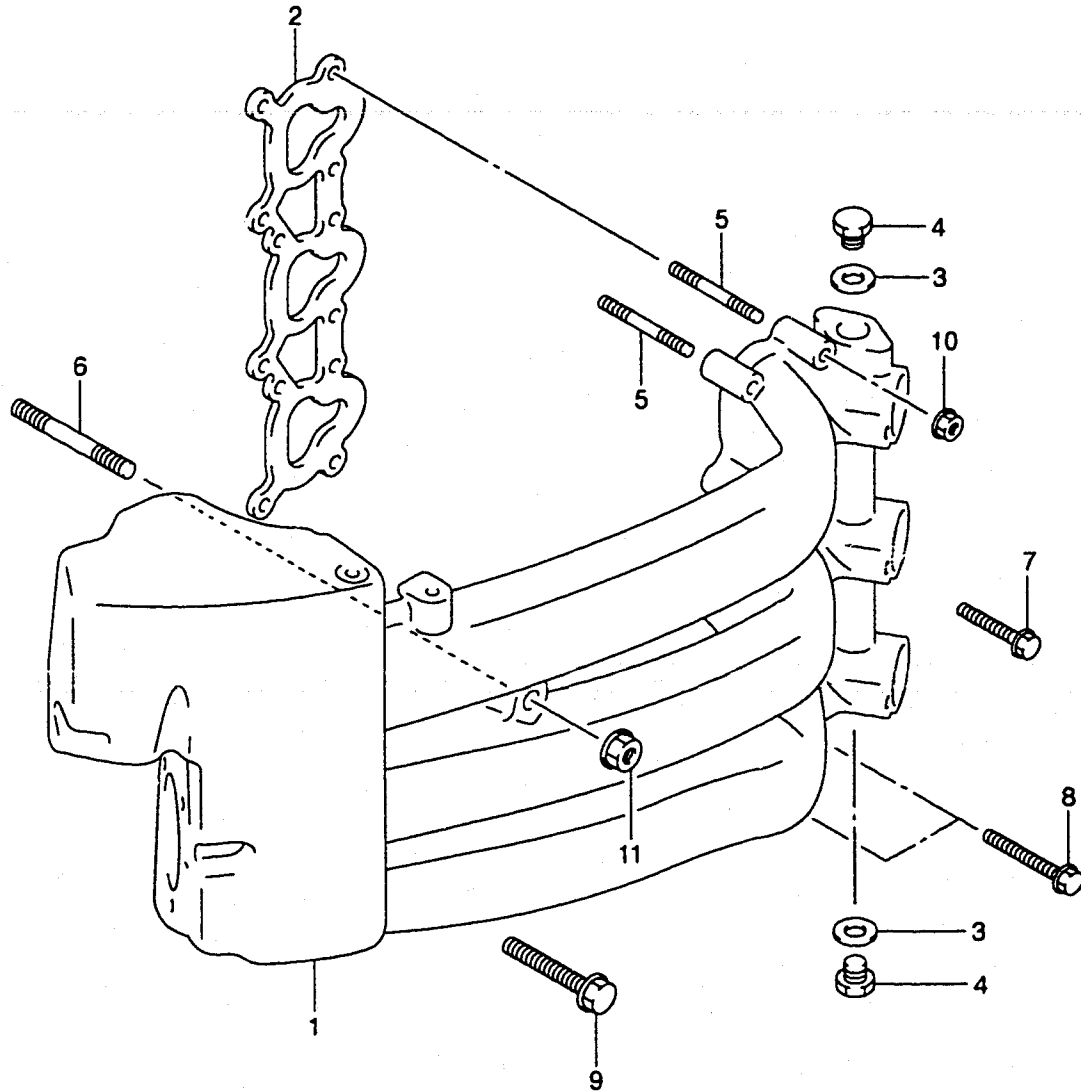
FIG.7



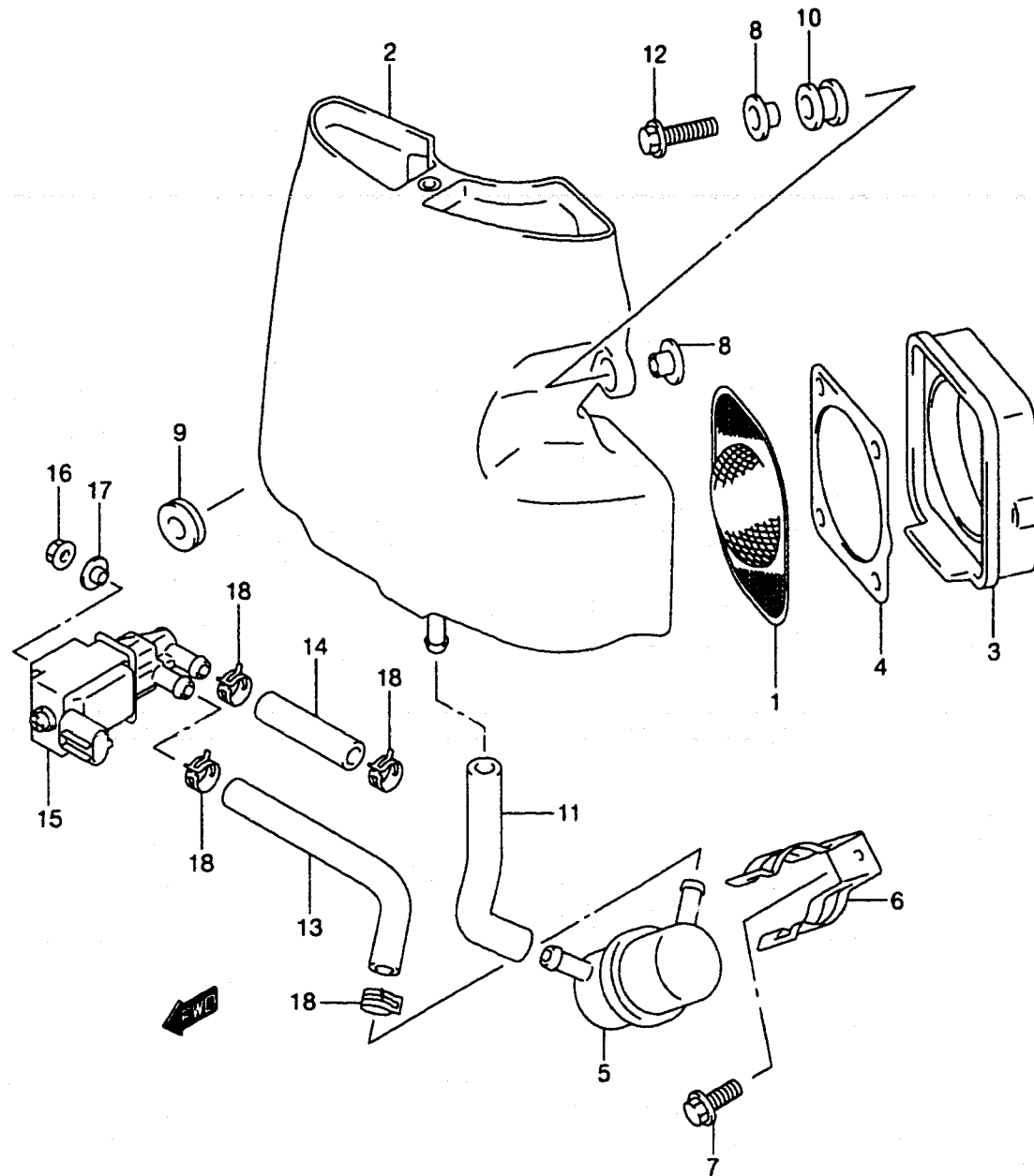
REF.NO.	PART NO.	DESCRIPTION	QTY.	REMARKS
13-17	12892-73G01-250	SHIM, TAPPET (T:2.50)	AR	
13-18	12892-73G01-252	SHIM, TAPPET (T:2.52)	AR	
13-19	12892-73G01-254	SHIM, TAPPET (T:2.54)	AR	
13-20	12892-73G01-256	SHIM, TAPPET (T:2.56)	AR	
13-21	12892-73G01-258	SHIM, TAPPET (T:2.58)	AR	
13-22	12892-73G01-260	SHIM, TAPPET (T:2.60)	AR	
13-23	12892-73G01-262	SHIM, TAPPET (T:2.62)	AR	
13-24	12892-73G01-264	SHIM, TAPPET (T:2.64)	AR	
13-25	12892-73G01-266	SHIM, TAPPET (T:2.66)	AR	
13-26	12892-73G01-268	SHIM, TAPPET (T:2.68)	AR	
13-27	12892-73G01-270	SHIM, TAPPET (T:2.70)	AR	
13-28	12892-73G01-272	SHIM, TAPPET (T:2.72)	AR	
13-29	12892-73G01-274	SHIM, TAPPET (T:2.74)	AR	
13-30	12892-73G01-276	SHIM, TAPPET (T:2.76)	AR	
13-31	12892-73G01-278	SHIM, TAPPET (T:2.78)	AR	
13-32	12892-73G01-280	SHIM, TAPPET (T:2.80)	AR	
13-33	12892-73G01-282	SHIM, TAPPET (T:2.82)	AR	
13-34	12892-73G01-284	SHIM, TAPPET (T:2.84)	AR	
13-35	12892-73G01-286	SHIM, TAPPET (T:2.86)	AR	
13-36	12892-73G01-288	SHIM, TAPPET (T:2.88)	AR	
13-37	12892-73G01-290	SHIM, TAPPET (T:2.90)	AR	
13-38	12892-73G01-292	SHIM, TAPPET (T:2.92)	AR	
13-39	12892-73G01-294	SHIM, TAPPET (T:2.94)	AR	
13-40	12892-73G01-296	SHIM, TAPPET (T:2.96)	AR	
13-41	12892-73G01-298	SHIM, TAPPET (T:2.98)	AR	
13-42	12892-73G01-300	SHIM, TAPPET (T:3.00)	AR	
14	04221-05109	PIN	1	

FIG.8

REF.NO.	PART NO.	DESCRIPTION	REMARKS
1	13111-87J00	MANIFOLD, INTAKE	1
2	13129-87J00	INSULATOR, INTAKE MANIFOLD	1
3	09168-12013	GASKET	2
4	09247-12104	PLUG	2
5	01421-06407	BOLT, STUD	2
6	01421-08457	BOLT, STUD	1
7	01550-06407	BOLT	8
8	01550-06507	BOLT	2
9	01550-08557	BOLT	1
10	08316-10067	NUT	2
11	08316-10087	NUT	1



**FIG.9**



**FIG.9 ( B-11)**

**SILENCER**

REF.NO.	PART NO.	DESCRIPTION	QTY.	REMARKS
1	13710-87J00	ARRESTER, FLAME	1	
2	13810-87J00	SILENCER	1	
3	13851-87J00	SEAL, SILENCER	1	
4	13852-87J00	PLATE, SEAL SILENCER	1	
5	18145-84380	SILENCER, IAC VALVE	1	
6	18146-84380	CLAMP, ISC SILENCER	1	
7	01550-06127	BOLT	1	
8	09169-06067	WASHER	2	
9	09320-08013	CUSHION	1	
10	09320-09039	CUSHION	1	
11	09355-70125-600	HOSE	1	L:600→70
12	01550-06257	BOLT	1	
13	09355-70125-600	HOSE (SIL TO IAC)	1	L:600→110
14	09355-70125-600	HOSE (IAC TO THB)	1	L:600→60
15	18117-84380	VALVE, IAC	1	
16	08316-10067	NUT	1	
17	09169-06073	WASHER	1	
18	09401-11407	CLIP	4	

REFER TO FIG.10 (B-12) FOR MODEL:01

**FIG.10**

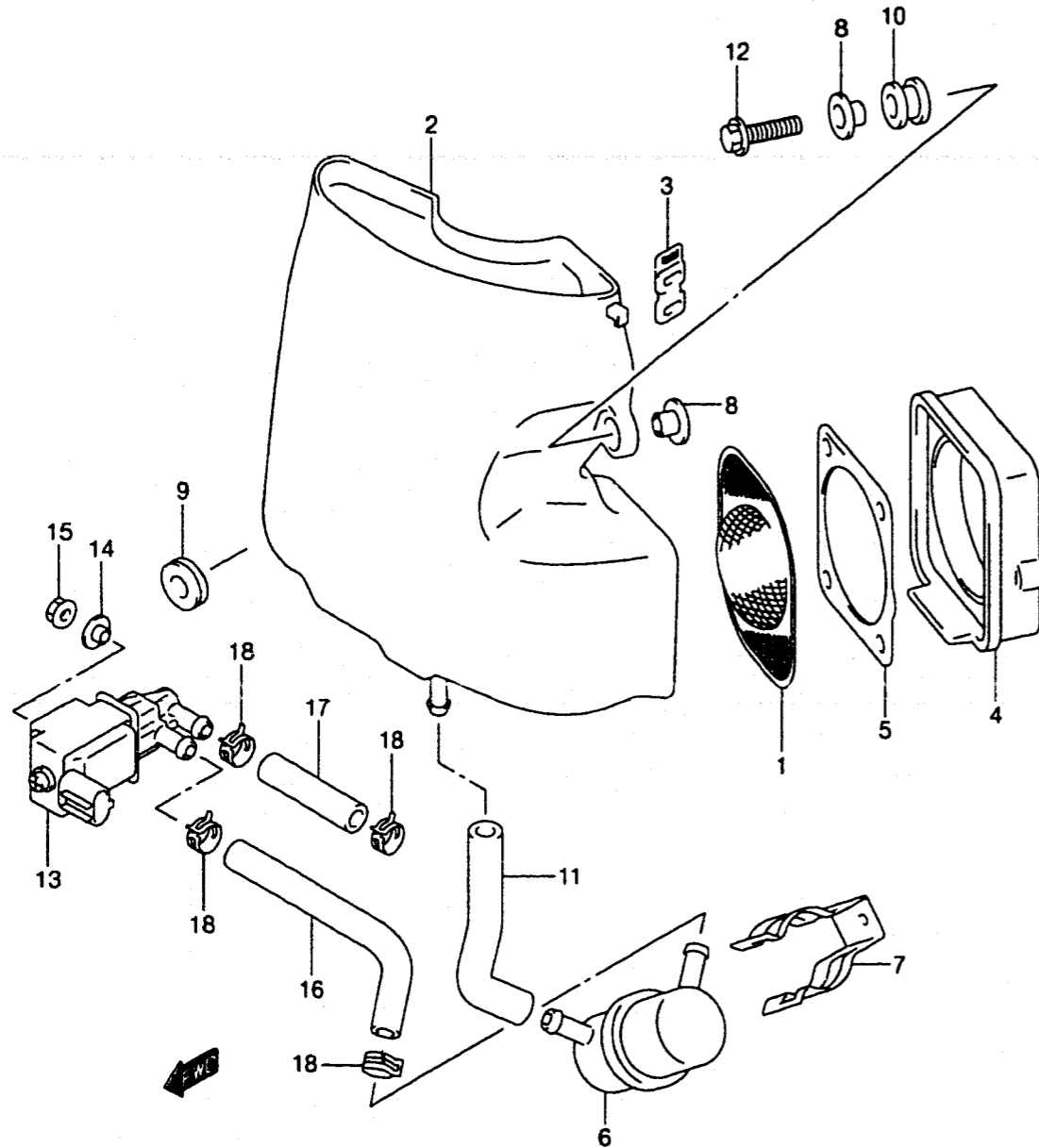


FIG.10 ( B-12)

SILENCER (MODEL:01)

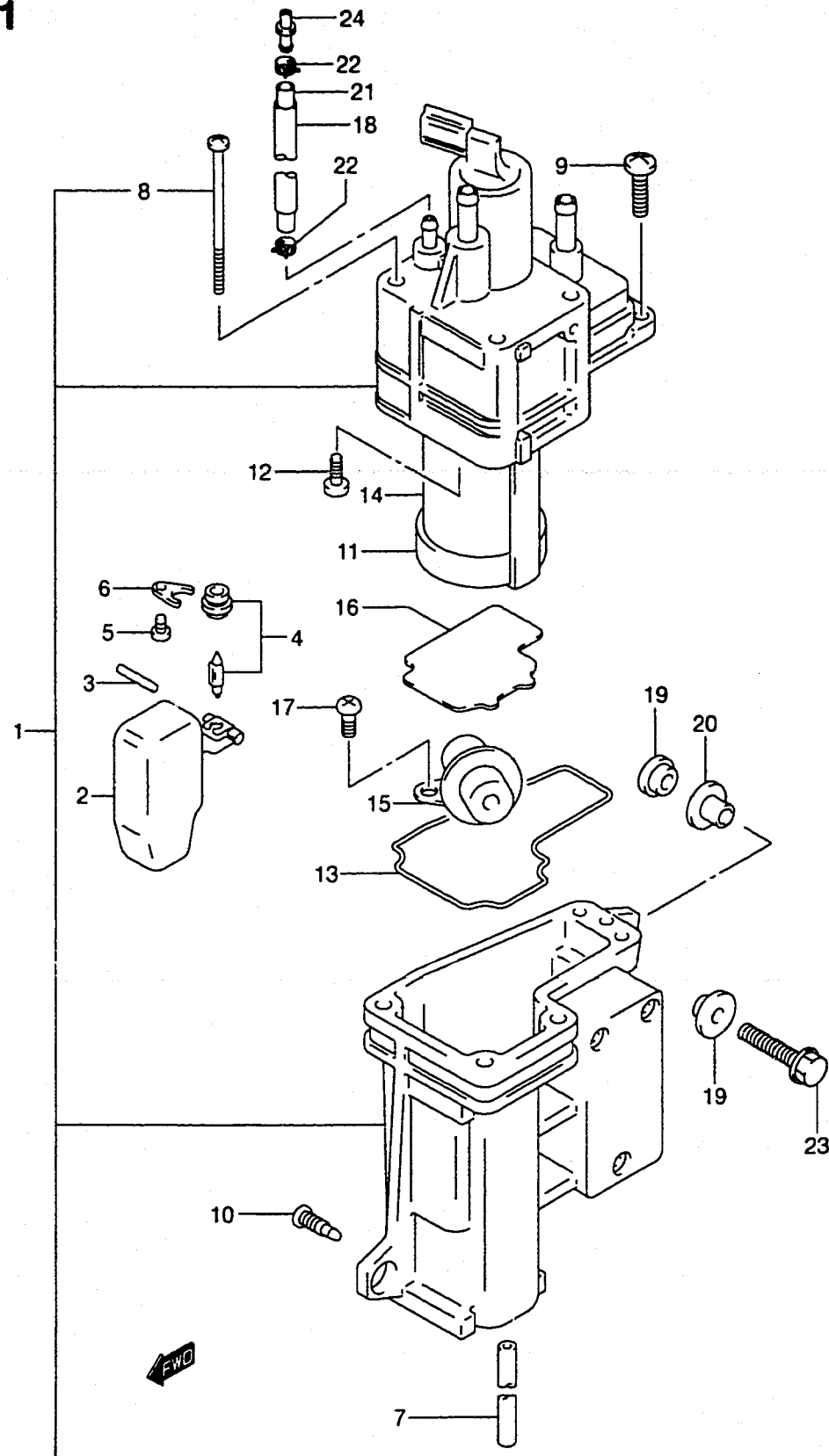
REF.NO.	PART NO.	DESCRIPTION	QTY.	REMARKS
1	13710-87J00	ARRESTER, FLAME	1	
2	13810-87J10	SILENCER	1	
3	13816-87J00	BAND, SILENCER	1	
4	13851-87J00	SEAL, SILENCER	1	
5	13852-87J00	PLATE, SEAL SILENCER	1	
6	18145-84380	SILENCER, ISC VALVE	1	
7	18146-84380	CLAMP, ISC SILENCER	1	
8	09169-06067	WASHER	2	
9	09320-08013	CUSHION	1	
10	09320-09039	CUSHION	1	
11	09352-70113-600	HOSE	1	L:600→70
12	01550-06257	BOLT	1	
13	18117-84380	VALVE, IAC	1	
14	09169-06073	WASHER	1	
15	08316-10067	NUT	1	
16	09352-70113-600	HOSE (SILENCER TO IAC)	1	L:600→110
17	09355-70125-600	HOSE (IAC TO THB)	1	L:600→60
18	09401-11407	CLIP	4	

**FIG.11**

FIG.11 ( C-2)

FUEL VAPOR SEPARATOR (MODEL:99)

QTY.



REF.NO.	PART NO.	DESCRIPTION	QTY.	REMARKS
1	15600-87J00	SEPARATOR, FUEL VAPOR	1	
2	15650-99E00	.FLOAT	1	
3	15654-99E00	.PIN	1	
4	13370-99E00	.VALVE, NEEDLE	1	WITH VALVE SEAT
5	02112-04083	.SCREW	1	
6	13373-39110	.PLATE	1	
7	15683-87J00	.HOSE, DRAIN	1	
8	15627-99E00	.SCREW (L:70)	3	
9	15628-99E00	.SCREW (L:15)	2	
10	15629-99E00	.SCREW, DRAIN	1	
11	15641-99E00	.FILTER, FUEL PUMP	1	
12	02112-05103	.SCREW	1	
13	15626-99E00	.O RING	1	
14	15200-87J00	.PUMP, FUEL	1	
15	15760-87J00	.REGULATOR	1	
16	15642-87J00	.PLATE	1	
17	02112-05103	.SCREW	2	
18	18498-87J00	PROTECTOR	1	
19	09169-06067	WASHER	6	
20	09320-09039	CUSHION	3	
21	09352-50823-600	HOSE	1	L:600->410
22	09401-08409	CLIP	2	
23	02162-06257	BOLT	3	
24	15661-87J01	JET, EVAPORATION HOSE	1	

REFER TO FIG.12(C-3) FOR MODEL:00,01

**FIG.12**

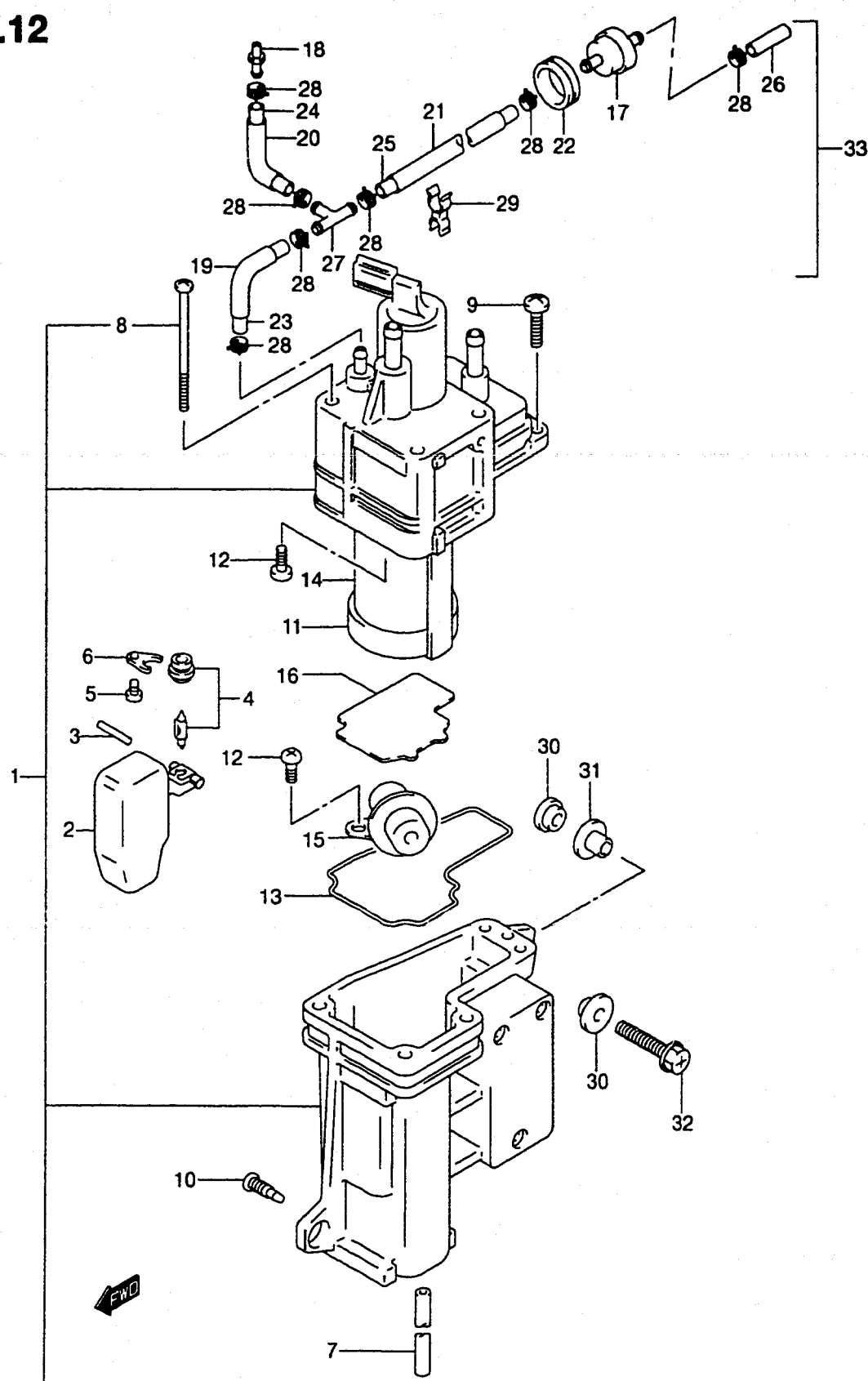


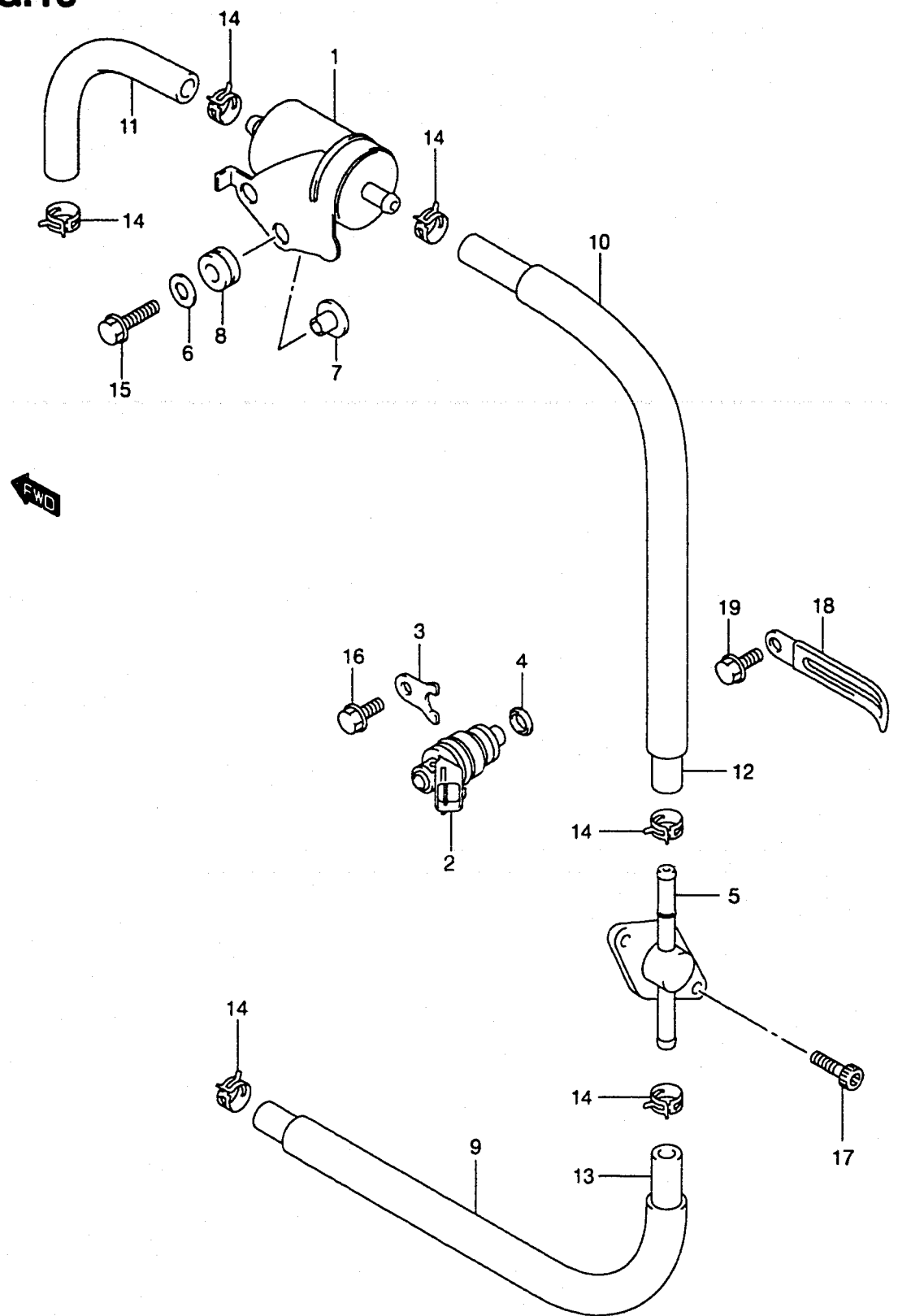
FIG.12 ( C-3)

FUEL VAPOR SEPARATOR (MODEL:00,01)

REF.NO.	PART NO.	DESCRIPTION	QTY.	REMARKS
1-1	15600-87J01	SEPARATOR, FUEL VAPOR	1	MODEL:00
1-2	15600-87J10	SEPARATOR, FUEL VAPOR	1	MODEL:01
2	15650-99E00	.FLOAT	1	
3	15654-99E00	.PIN	1	
4	13370-99E00	.VALVE, NEEDLE	1	WITH VALVE SEAT
5	02112-04083	.SCREW	1	
6	13373-39110	.PLATE	1	
7	15683-87J00	.HOSE, DRAIN	1	
8	15627-99E00	.SCREW (L:70)	3	
9	15628-99E00	.SCREW (L:15)	2	
10	15629-99E00	.SCREW, DRAIN	1	
11	15641-99E00	.FILTER, FUEL PUMP	1	
12	02112-05103	.SCREW	2	
13	15626-99E00	.O RING	1	
14-1	15200-87J00	.PUMP, FUEL	1	FOR 15600-87J00
14-2	15200-87J10	.PUMP, FUEL	1	FOR 15600-87J10
15	15760-87J00	.REGULATOR	1	
16	15642-87J00	.PLATE	1	
17	15410-98500	FILTER, FUEL	1	
18	15661-87J01	JET, EVAPORATION HOSE	1	
19	18498-87JA0	PROTECTOR (L:110)	1	
20	18498-87JB0	PROTECTOR (L:200)	1	
21	18498-87JC0	PROTECTOR (L:450)	1	
22	09320-20008	CUSHION	1	
23	09352-50823-600	HOSE	1	L:600→160
24	09352-50823-600	HOSE	1	L:600→250
25	09352-50823-600	HOSE	1	L:600→510
26	09350-40701-600	HOSE	1	L:600→120
27	09367-06002	3 WAY	1	
28	09401-08409	CLIP	7	
29	09408-00189	CLAMP	1	
30	09169-06067	WASHER	6	
31	09320-09039	CUSHION	3	
32	02162-06257	SCREW	3	
33	15660-87J00	HOSE SET, EVAPORATION	1	OPT REF.NO.17-29

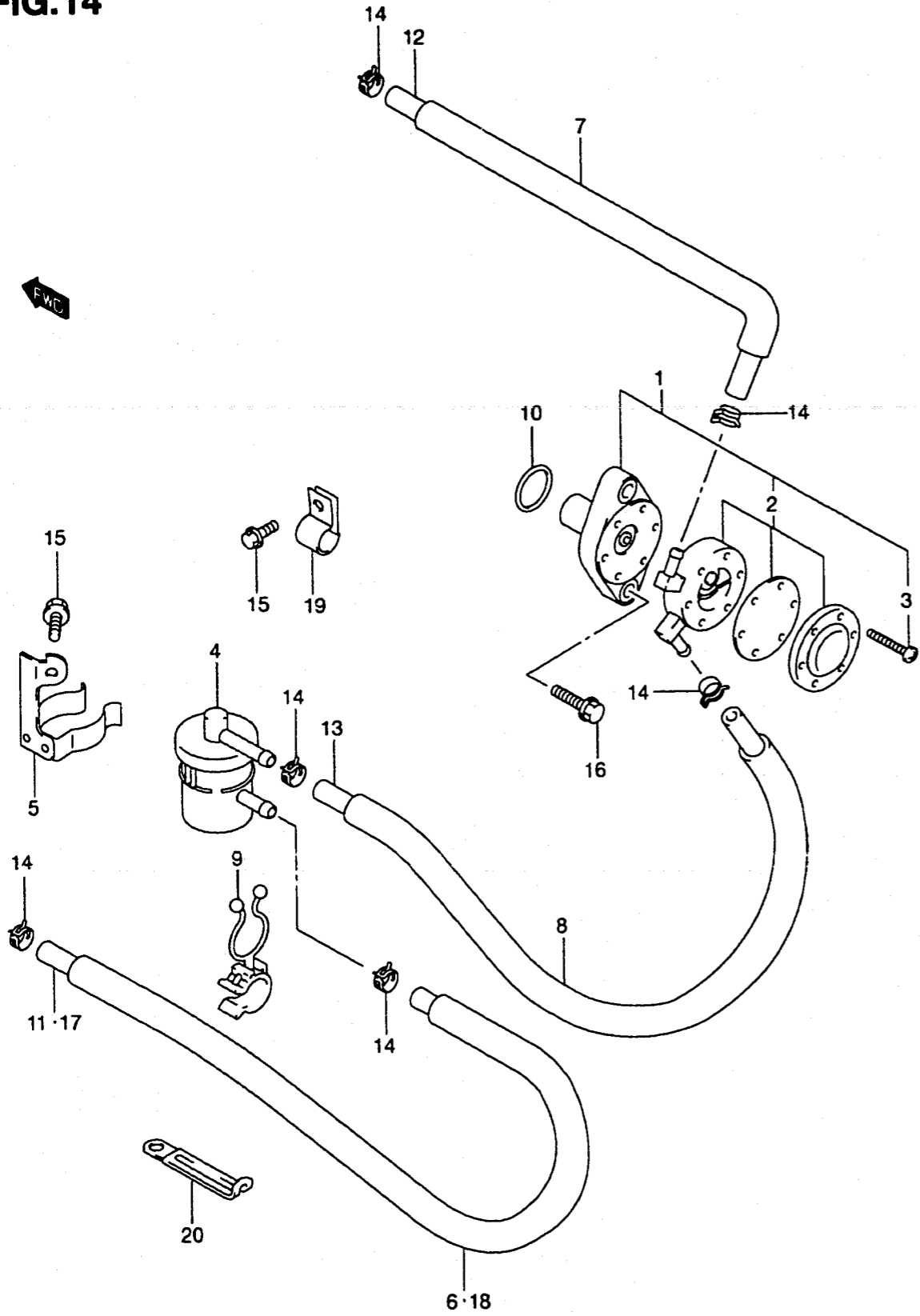
FIG.13

REF.NO.	PART NO.	DESCRIPTION	QTY.	REMARKS
1	15410-87J00	FILTER, HIGH PRESSURE FUEL	1	
2	15710-87J00	INJECTOR, FUEL	3	
3	15741-87J00	STOPPER, FUEL INJECTOR	3	
4	15751-94900	CUSHION, FUEL INJECTOR	3	
5	15830-87J10	JOINT, FUEL MAIN	1	
6	09160-06084	WASHER	2	
7	09169-06062	WASHER	2	
8	09320-08501	CUSHION	2	
9	18498-87J40	PROTECTOR, FUEL HOSE (L:190)	1	
10	18498-87J60	PROTECTOR, FUEL HOSE (L:140)	1	
11	15681-87J00	HOSE, FUEL (TANK TO FF)	1	
12	09356-75137-600	HOSE (3 WAY TO SEPARATOR)	1	L:600→220
13	09356-75137-600	HOSE (JOINT TO SEPARATOR)	1	L:600→270
14	09401-11414	CLIP	6	
15	01500-06257	BOLT	2	
16	01550-06127	BOLT	3	
17	07120-06167	BOLT	2	
18	09404-06434	CLAMP	1	
19	01550-06127	BOLT	1	





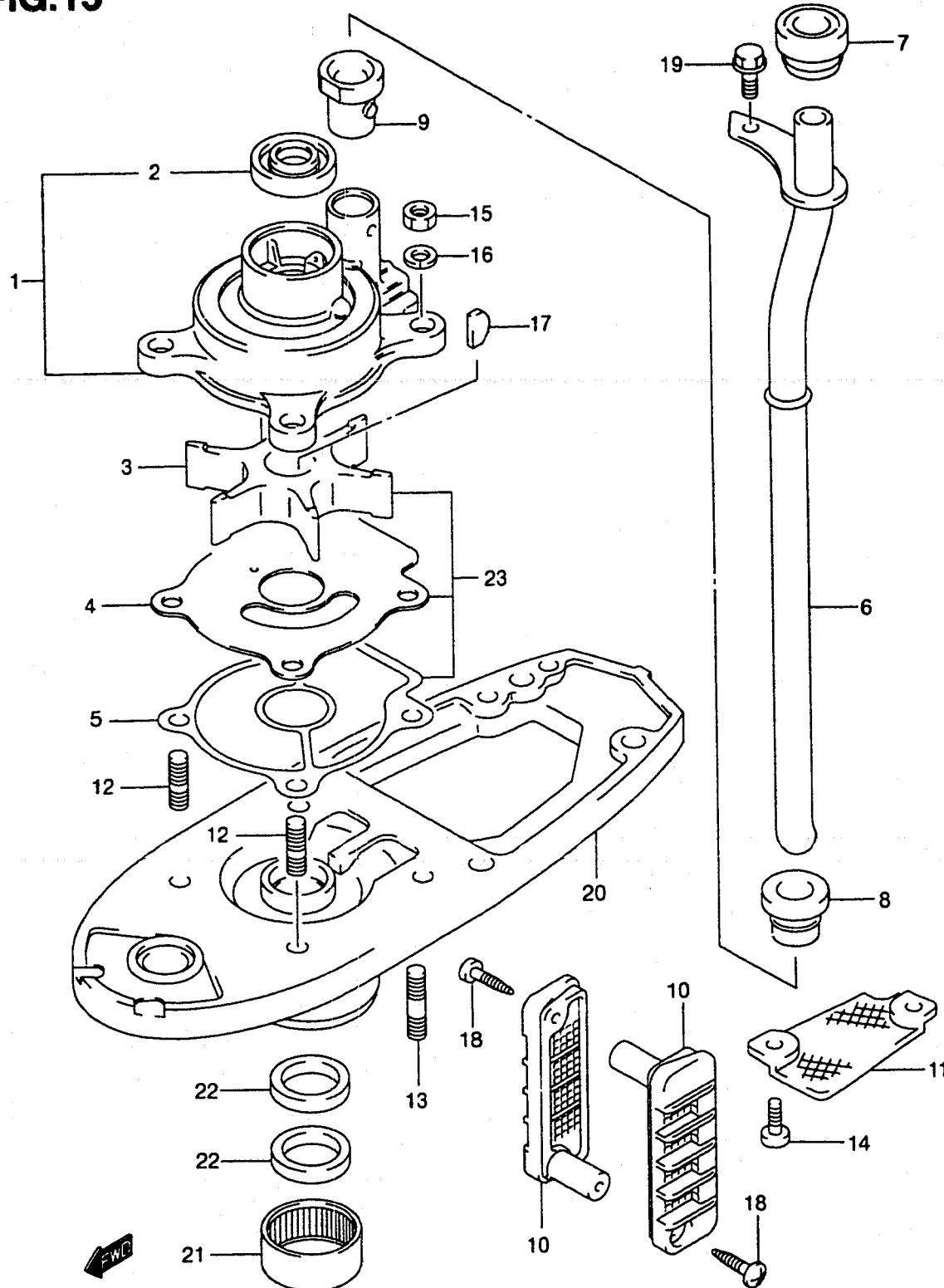
**FIG.14**



**FIG.14 ( C-5) FUEL PUMP**

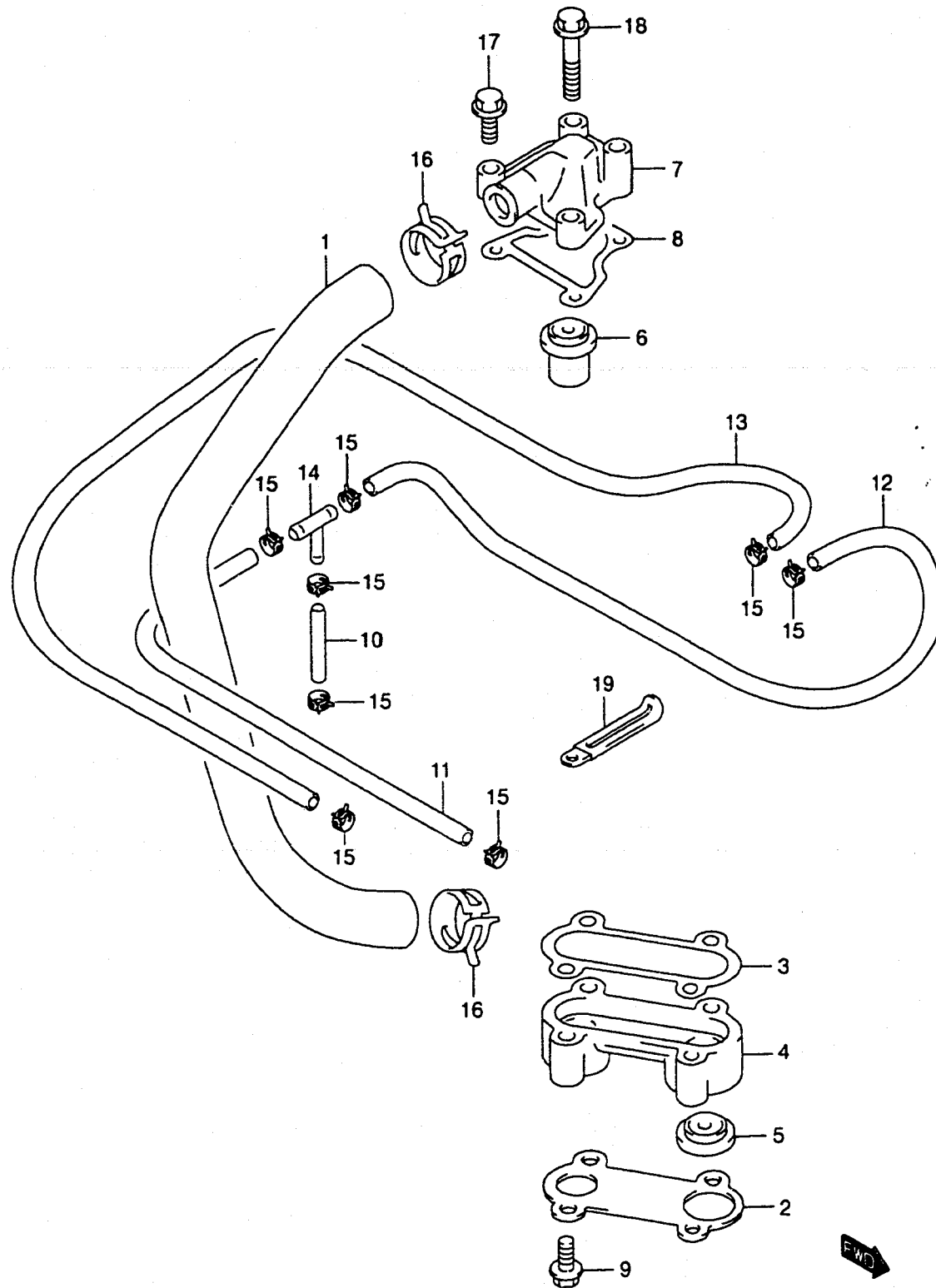
REF.NO.	PART NO.	DESCRIPTION	QTY.	REMARKS
1	15100-87J01	PUMP, FUEL	1	
2	15170-99E00	.DIAPHRAGM SET	1	
3	15251-93E00	.SCREW	6	
4	15410-87J10	FILTER, FUEL	1	
5	15420-87J10	BRACKET, FUEL FILTER	1	
6	18498-87J10	PROTECTOR, FUEL HOSE (L:500)	1	L:500→170
7	18498-87J20	PROTECTOR, FUEL HOSE (L:340)	1	
8	18498-87J30	PROTECTOR, FUEL HOSE (L:320)	1	
9	34980-60B00	CLAMP, FUEL HOSE	1	MODEL:99
10	09280-26005	O RING (D:2.4 ID:26.2)	1	
11	09355-70125-00B	HOSE (CONN TO FILTER)	1	L:2000→640 MODEL:99
12	15682-87J00	HOSE (PUMP TO SEPARATOR)	1	
13	09355-70125-600	HOSE (FILTER TO PUMP)	1	L:600→400
14	09401-11407	CLIP	6	
15	01550-06127	BOLT	2	
16	01550-06257	BOLT	2	
17	15191-87J00	HOSE, FUEL (CONN TO FILTER)	1	MODEL:00,01
18	18498-99E10	PROTECTOR, FUEL HOSE	1	L:610→280 MODEL:00,01
19	09403-13408	CLAMP	1	MODEL:00,01
20	09404-06432	CLAMP	1	MODEL:00,01

FIG.15



REF.NO.	PART NO.	DESCRIPTION	QTY.	REMARKS
1	17410-95D11	CASE, WATER PUMP	1	
2	09282-17007	.SEAL, WATER PUMP CASE	1	
3	17461-96311	IMPELLER, WATER PUMP	1	
4	17471-94401	PANEL, PUMP CASE UNDER	1	
5	17472-96301	GASKET, PUMP CASE UNDER	1	
6-1	17560-87J10	TUBE, WATER (S)	1	
6-2	17560-87J00	TUBE, WATER (L)	1	
7	17563-94400	GROMMET, WATER TUBE UPPER	1	
8	17565-94400	GROMMET, WATER TUBE MIDDLE	1	
9	17566-94400	GROMMET, WATER TUBE LOWER	1	
10	17631-96320	FILTER, WATER	2	
11	17635-87E00	FILTER, SUB WATER	1	
12	09108-06060	BOLT, STUD (6X18)	2	
13	09108-06061	BOLT, STUD (6X35)	2	
14	09125-05046	SCREW (5X12)	2	
15	09140-06020	NUT	4	
16	09162-06006	LOCK WASHER	4	
17	09420-04006	KEY	1	
18	03142-04303	SCREW	2	
19	09116-06094	BOLT (6X15)	1	
20	56130-94411-0EP	HOUSING, DRIVE SFT BRG (BLACK)	1	
21	09263-25025	.BEARING	1	
22	09282-17005	.SEAL, OIL	2	
23	17400-96351	WATER PUMP REPAIR KIT	1	OPT

**FIG.16**



**FIG.16 ( C-7) THERMOSTAT**

REF.NO.	PART NO.	DESCRIPTION	QTY.	REMARKS
1-1	11196-87J00	HOSE, WATER RETURN	1	
1-2	11196-87J10	HOSE, WATER RETURN	1	MODEL:00,01
2	17615-87J00	COVER, WATER PRESS VALVE	1	
3	17616-87J00	GASKET, PRESS VLV COVER	1	
4	17621-87J00	CASE, WATER PRESS VALVE	1	
5	17660-99E01	VALVE, WATER PRESS	1	
6-1	17670-93962	THERMOSTAT (50C)	1	MODEL:99
6-2	17670-94402	THERMOSTAT (60C)	1	MODEL:00,01
6-3	17670-87J00	THERMOSTAT (72C)	1	OPT 00, 01 ONLY
7	17681-87J00-019	COVER, THERMOSTAT (BLACK)	1	
8	17685-87D10	GASKET, THERMOSTAT COVER	1	
9	09116-06175	BOLT (6X42)	4	
10	09352-50903-600	HOSE (3 WAY TO PAN)	1	L:600→80
11	09352-50903-600	HOSE (HOLDER TO 3 WAY)	1	L:600→250
12	09352-50903-600	HOSE (3 WAY TO SEPARATOR)	1	L:600→320
13	09352-50903-600	HOSE (SEPARATOR TO E/H)	1	L:600→490
14	09367-06002	3 WAY	1	
15	09401-08411	CLIP	8	
16	09401-25404	CLIP	2	
17	01550-06257	BOLT	2	
18	01550-06407	BOLT	2	
19	09404-06432	CLAMP	1	

**FIG.17**

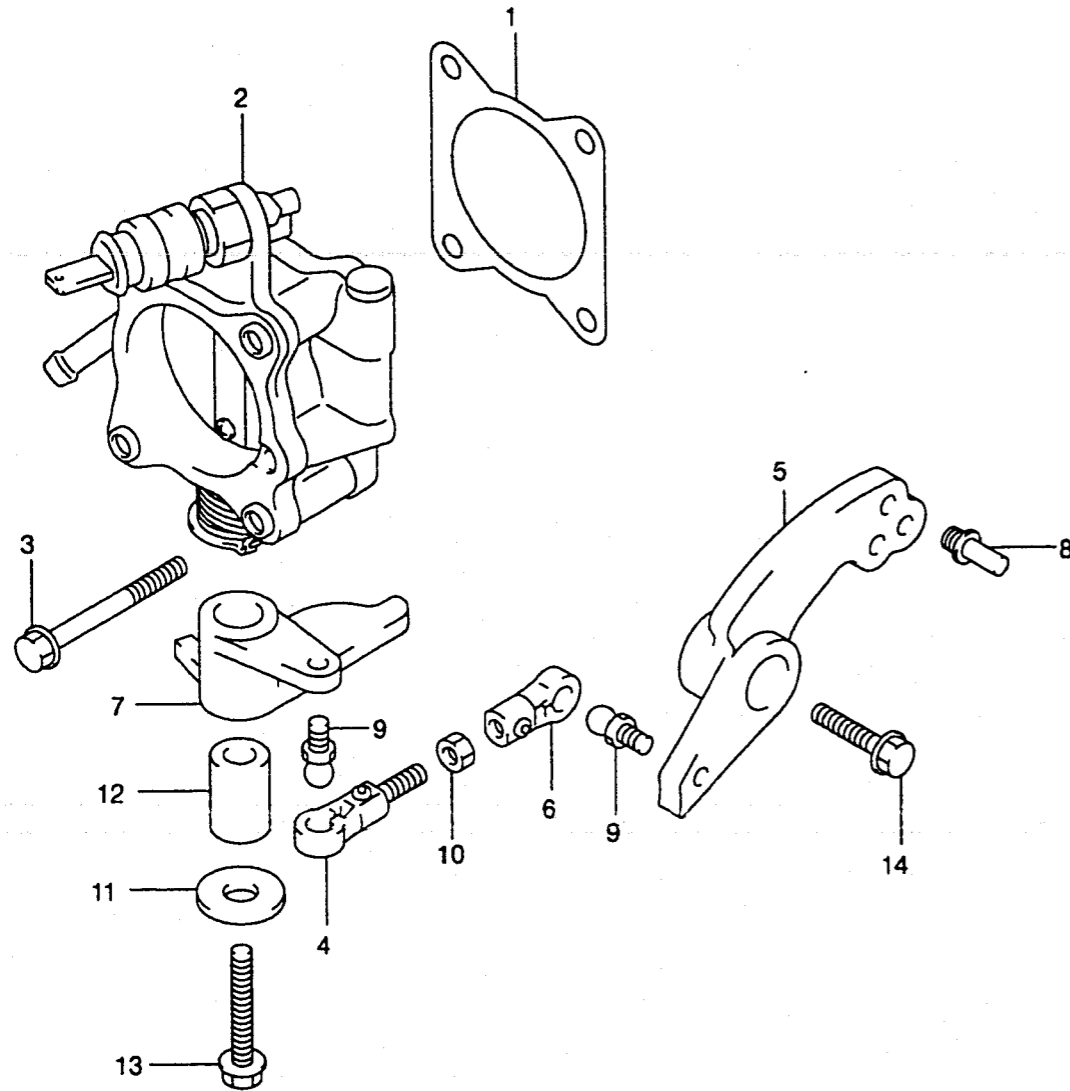


FIG.17 ( C-8)

THROTTLE BODY

REF.NO.	PART NO.	DESCRIPTION	QTY.	REMARKS
1	13421-87J00	GASKET, THROTTLE BODY	1	
2	13300-87J00	BODY, THROTTLE	1	W/CTP SWITCH
3	01550-06507	BOLT	4	
4	13510-87J00	ROD, THROTTLE	1	
5	19121-87J00	LEVER, THROTTLE CONTROL	1	
6	19131-95502	CONNECTOR	1	
7	19148-87J00	LEVER, THROTTLE	1	
8	67473-89J00	PIN, REMOCON CONNECTOR	1	
9	09119-05010	PIVOT	2	
10	09140-05005	NUT	1	
11	09160-06046	WASHER (6.5X20X1.5)	1	
12	09180-06186	SPACER (6.2X12.6X21)	1	
13	01550-06357	BOLT	1	
14	01550-06257	BOLT	1	

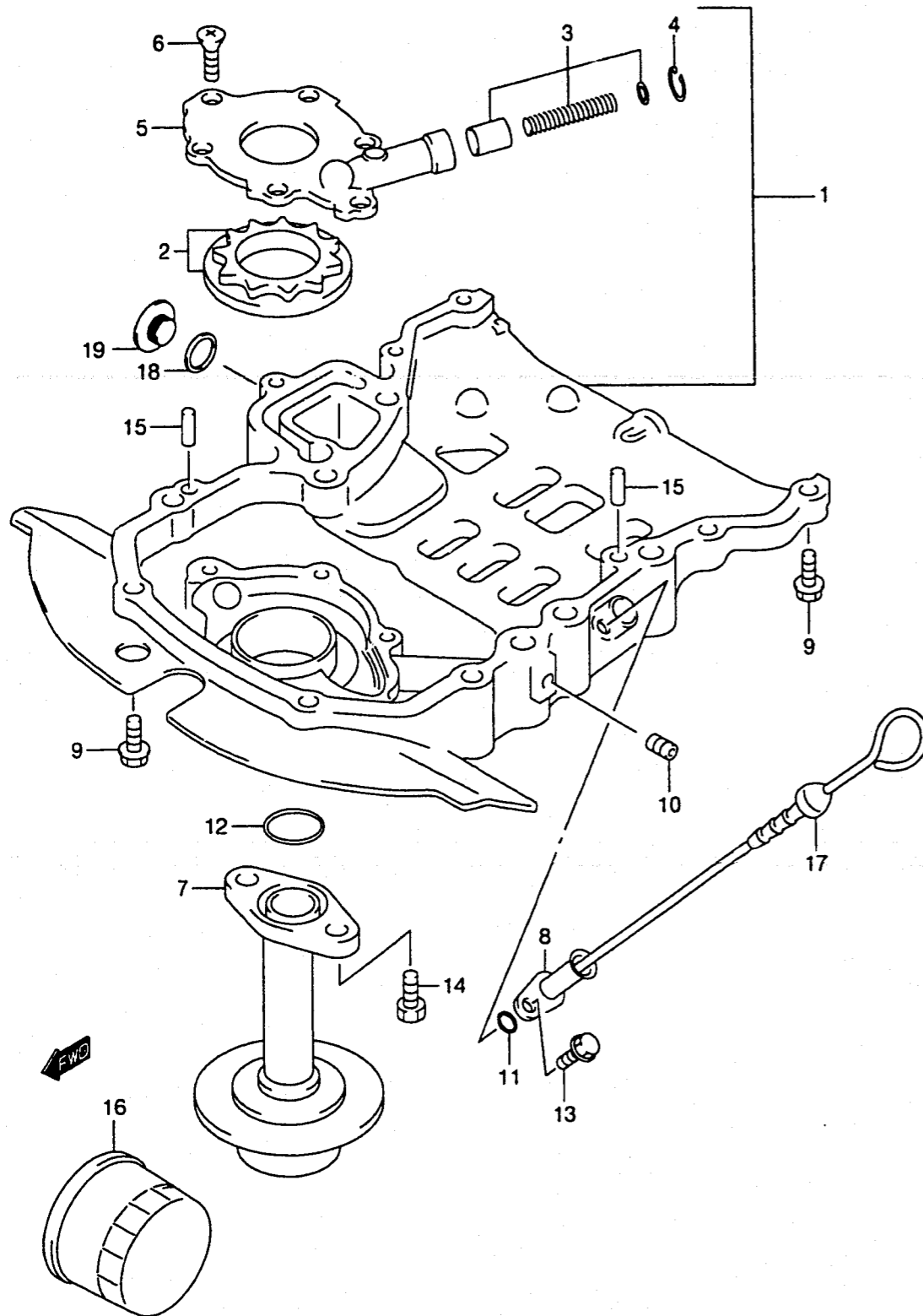


**FIG.18**

FIG.18 ( C-9)

OIL PUMP

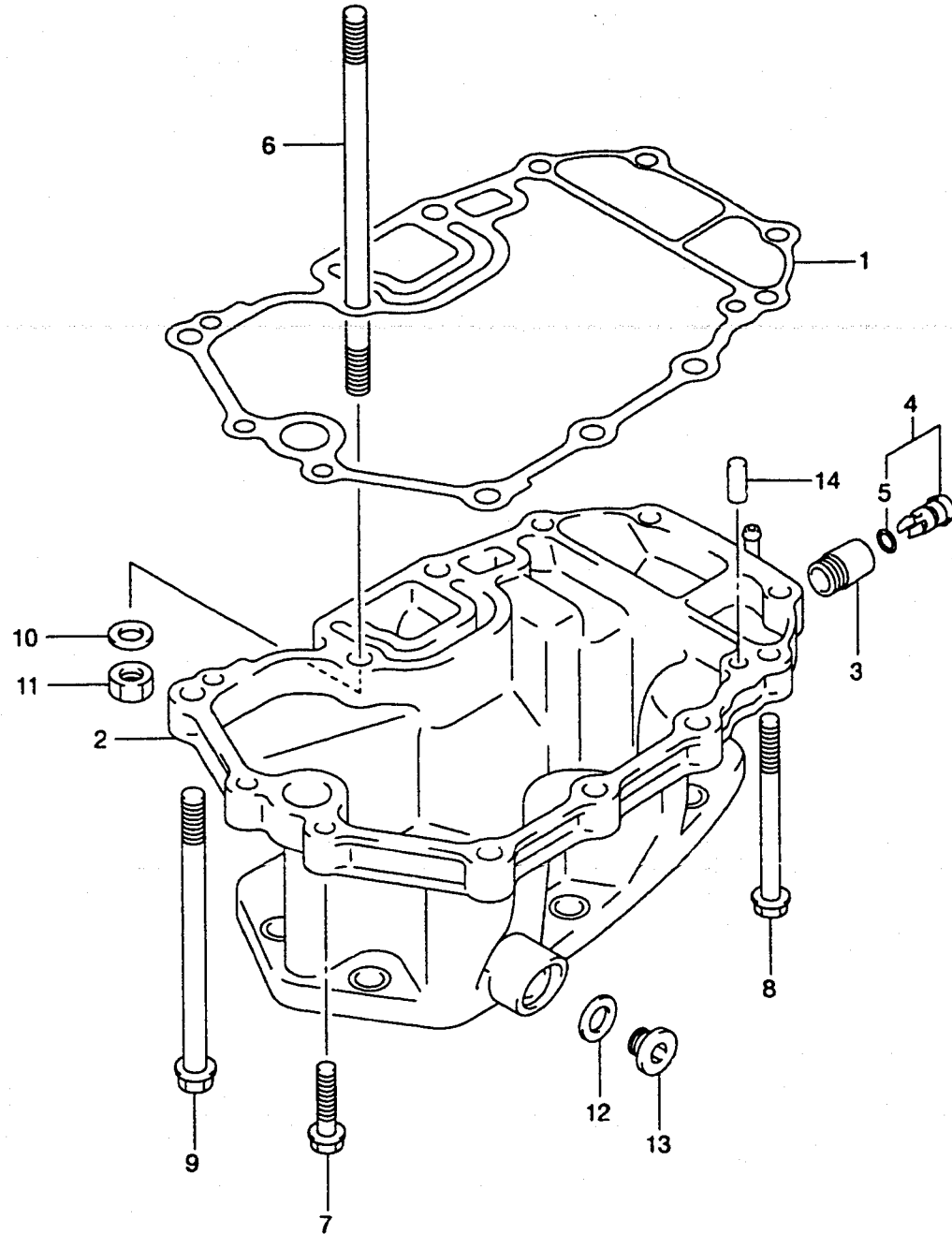
QTY.



REF.NO.	PART NO.	DESCRIPTION	QTY.	REMARKS
1	16100-87J00-019	CASE, OIL PUMP (BLACK)	1	
2	16130-70B01	.ROTOR SET, OIL PUMP	1	
3	16150-60A00	.VALVE SET, OIL PUMP RELIEF	1	
4	08331-41156	.CIRCLIP	1	
5	16161-87J00	.PLATE, OIL PUMP ROTOR	1	
6	02122-06163	.SCREW	6	
7	16520-87J00	STRAINER, OIL	1	
8	16930-87J00	GUIDE, OIL LEVEL GAUGE	1	
9	09116-08114	BOLT	7	
10	09246-05006	PLUG	1	
11	09280-10016	O RING (D:1.9 ID:9.8)	1	
12	09280-16005	O RING (D:2.4 ID:15.8)	1	
13	01550-06127	BOLT	1	
14	01570-06163	BOLT	2	
15	04221-08149	PIN	2	
16	16510-87J00	FILTER ASSY, OIL	1	
17	16910-87J00	GAUGE, OIL LEVEL	1	
18	09160-18031	GASKET	1	
19	09248-18006	PLUG	1	

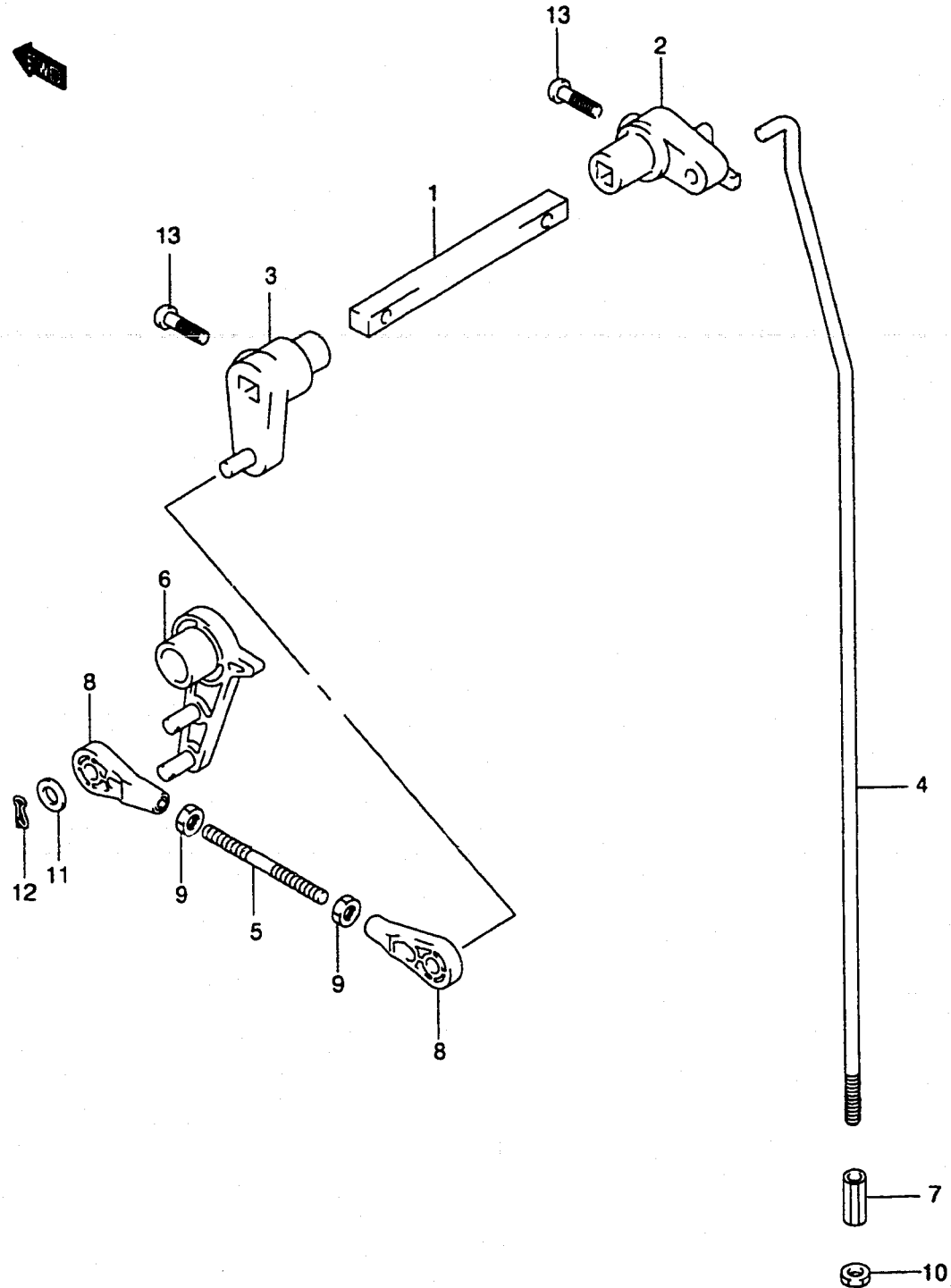
**FIG.19**

**FIG.19 ( C-10) OIL PAN**



REF.NO.	PART NO.	DESCRIPTION	QTY.	REMARKS
1	11489-87J00	GASKET, OIL PAN	1	
2	11500-87J02-019	PAN, OIL (BLACK)	1	
3	61155-99E01	TUBE, WATER INDICATOR	1	
4	61150-99E00	COVER, WATER INDICATOR TUBE	1	
5	09280-09005	.O RING (D:1.9 ID:8.6)	1	
6	09108-10127	BOLT, STUD	1	
7	09116-08114	BOLT	3	
8	09116-08115	BOLT (8X95)	3	
9	09116-10124	BOLT (10X150)	5	
10	09160-10082	WASHER (10.5X19X2.0)	1	
11	09140-10031	NUT	1	
12	09168-12012	GASKET (12.5X20X2.5)	1	
13	09248-12007	PLUG	1	
14	04221-08149	PIN	2	

**FIG.20**



**FIG.20 ( C-11) CLUTCH**

REF.NO.	PART NO.	DESCRIPTION	QTY.	REMARKS
1	21211-87J00	SHAFT, CLUTCH	1	
2	21212-87J00	ARM, CLUTCH SHAFT	1	
3	21230-87J00	ARM, CLUTCH SHAFT SIDE	1	
4-1	23111-87J00	ROD, CLUTCH (L)	1	
4-2	23111-87J10	ROD, CLUTCH (S)	1	
5	23115-87J00	LINK, CLUTCH LEVER	1	
6	23210-87J00	LEVER, CLUTCH CONTROL	1	
7	23311-95D01	TURNBUCKLE, CLUTCH ROD	1	
8	67467-89J01	CONNECTOR	2	
9	67471-99E00	NUT, REMOCON CABLE	2	
10	09140-06020	NUT	1	
11	09160-06055	WASHER	2	
12	09385-06012	CLIP	2	
13	02142-06167	SCREW	2	

REF.NO. PART NO. DESCRIPTION REMARKS

REF.NO.	PART NO.	DESCRIPTION	QTY.	REMARKS
1	21121-93300	PLATE, DETENT SPRING	1	
2-1	25111-94412	ROD, SHIFT (S)	1	
2-2	25111-94442	ROD, SHIFT (L)	1	
3	25211-94401	GUIDE, SHIFT ROD	1	
4	25212-94401	GUIDE, SHIFT ROD LOWER	1	
5	25223-94400	SEAL, SHIFT ROD DUST	1	
6	25311-94401	CAM, SHIFT	1	
7	09205-02004	PIN, SPRING	1	
8	09205-02013	PIN, SPRING	1	
9	09205-03021	PIN, SPRING	1	
10	09280-08005	O RING (D:1.8 ID:7.6)	2	
11	09280-11005	O RING (D:2.4 ID:11)	1	
12	25230-94300	MAGNET SET	1	
13	25232-94300	MAGNET	1	
14	09260-10005	BALL	1	
15	09440-07071	SPRING	1	
16	08331-31156	CIRCLIP	1	

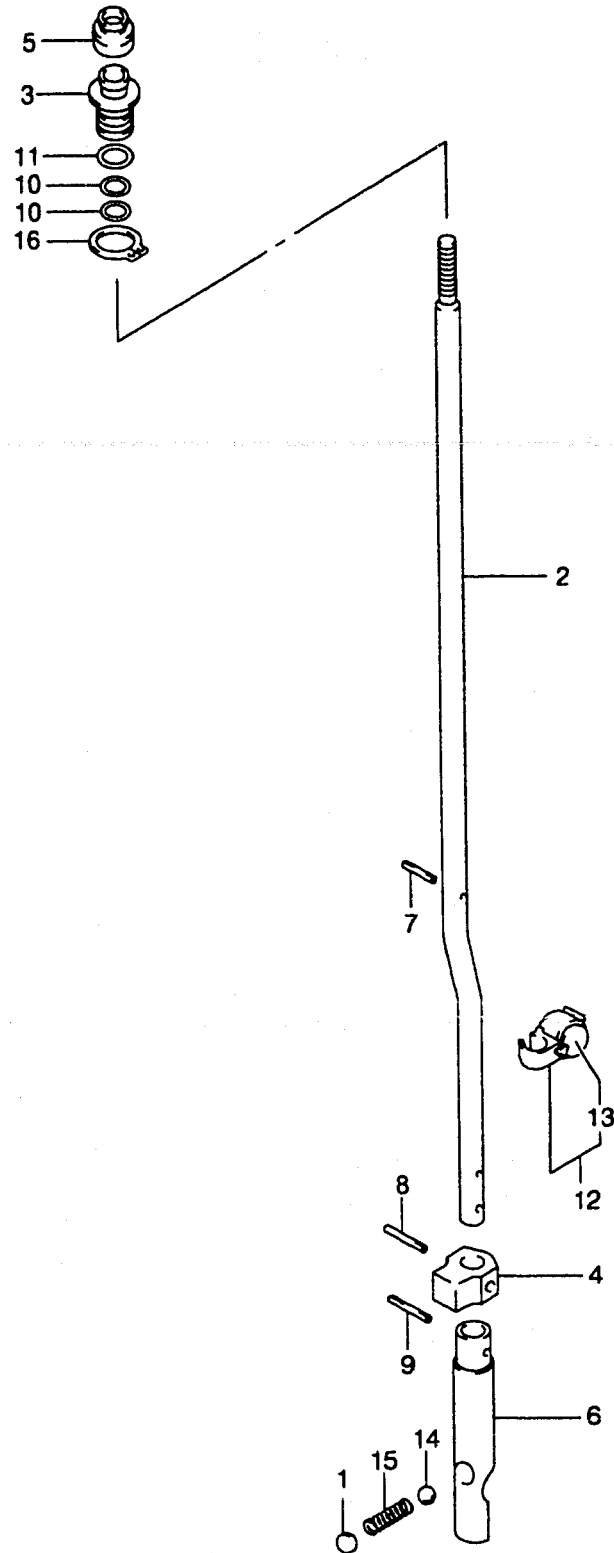
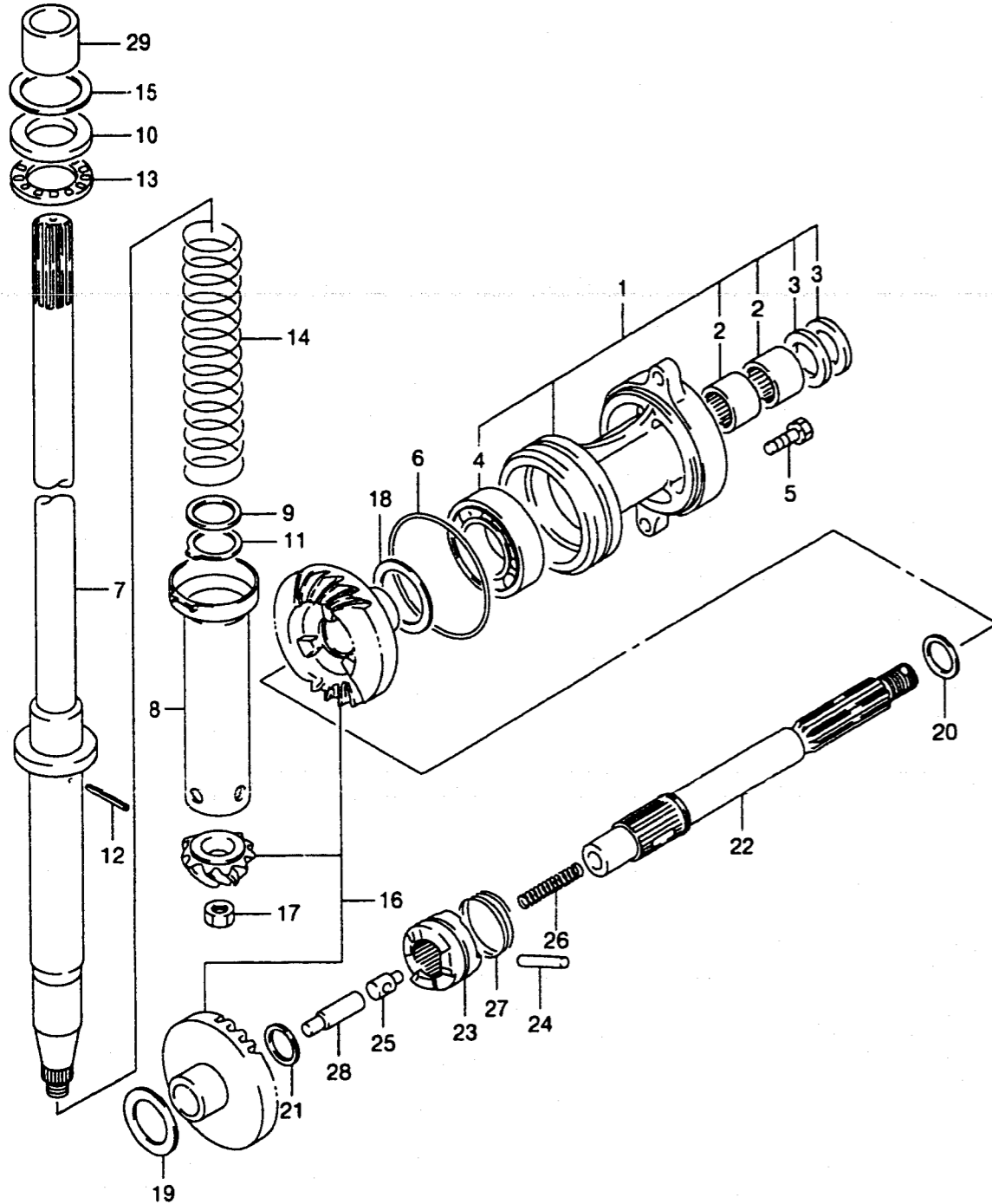


FIG.21

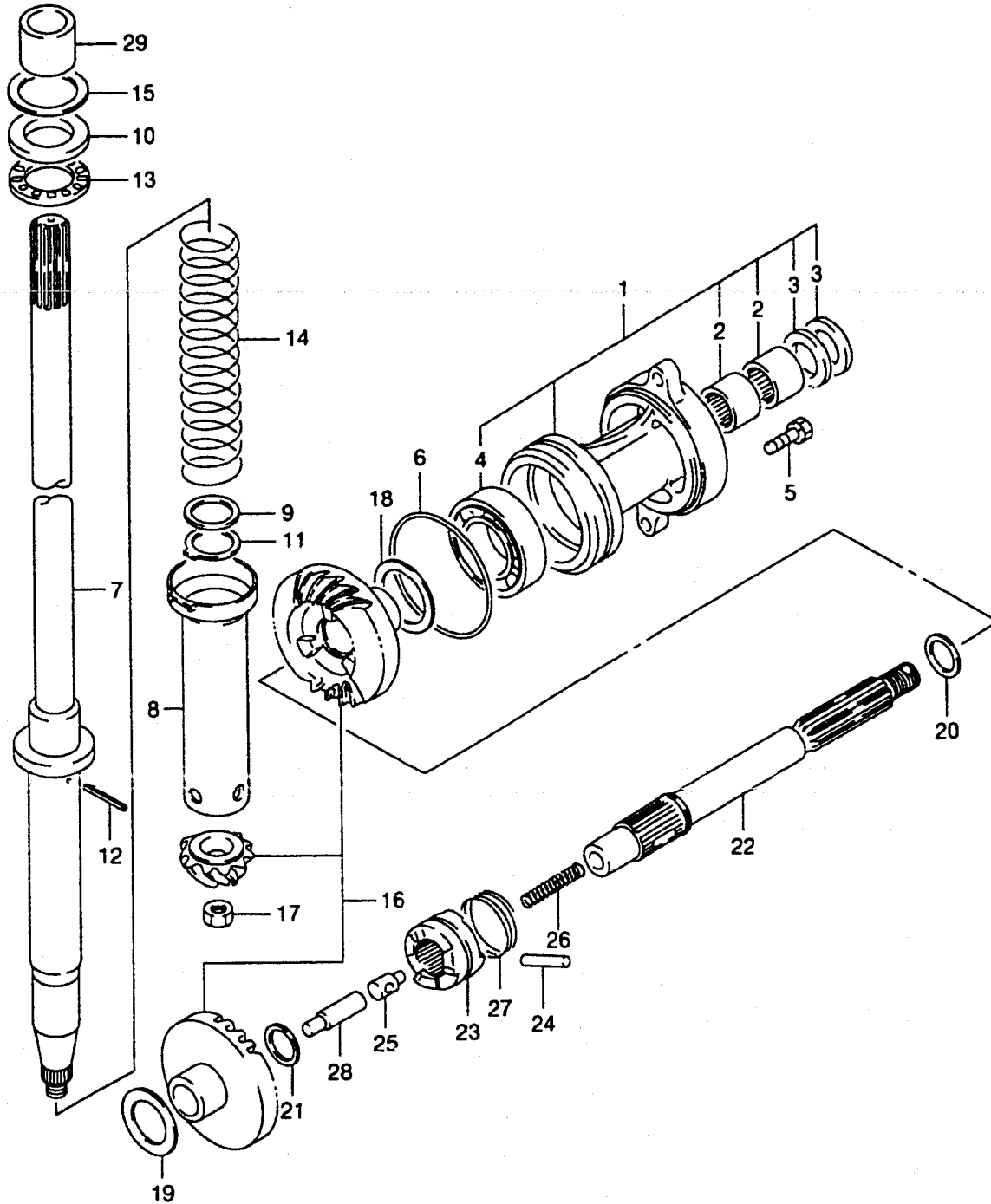


FIG.22



REF.NO.	PART NO.	DESCRIPTION	QTY.	REMARKS
1	56120-94320-0EP	HOUSING, PROP SHAFT BRG (BLACK)	1	
2	09263-22020	.BEARING	2	
3	09289-22007	.SEAL, OIL	2	
4	08113-60070	.BEARING	1	
5	09117-08047	BOLT (8X30)	2	
6	09280-75001	O RING (D:3.8 ID:75)	1	
7-1	57110-87J10	SHAFT, DRIVE	1	TYPE:S
7-2	57110-87J00	SHAFT, DRIVE	1	TYPE:L
8	57133-94400	HOUSING, DRIVE SHAFT SPRING	1	
9	09160-24020	WASHER (24X33X2.5)	1	
10	09160-26015	WASHER (26.2X42X4.0)	1	
11	09166-25006	WASHER	1	
12	09205-03019	PIN	1	
13	09263-25062	BEARING	1	
14	09440-30005	SPRING	1	
15-1	09181-30186	SHIM (T:0.5)	AR	DRIVE SHAFT ADJUST
15-2	09181-30187	SHIM (T:0.6)	AR	DRIVE SHAFT ADJUST
15-3	09181-30188	SHIM (T:0.7)	AR	DRIVE SHAFT ADJUST
15-4	09181-30190	SHIM (T:0.8)	AR	DRIVE SHAFT ADJUST
15-5	09181-30192	SHIM (T:0.9)	AR	DRIVE SHAFT ADJUST
16	57300-87850	PINION/GEAR SET	1	
17	09140-12034	NUT	1	
18-1	08221-35455	SHIM (T:0.5)	AR	REVERSE BACKUP
18-2	09181-35131	SHIM (T:0.6)	AR	REVERSE BACKUP
18-3	09181-35132	SHIM (T:0.7)	AR	REVERSE BACKUP
18-4	08221-35456	SHIM (T:0.8)	AR	REVERSE BACKUP
18-5	09181-35136	SHIM (T:0.9)	AR	REVERSE BACKUP
18-6	08211-35451	SHIM (T:1.0)	AR	REVERSE BACKUP
19-1	09181-30186	SHIM (T:0.5)	AR	FORWARD BACKUP
19-2	09181-30187	SHIM (T:0.6)	AR	FORWARD BACKUP
19-3	09181-30188	SHIM (T:0.7)	AR	FORWARD BACKUP
19-4	09181-30190	SHIM (T:0.8)	AR	FORWARD BACKUP
19-5	09181-30192	SHIM (T:0.9)	AR	FORWARD BACKUP

FIG.22



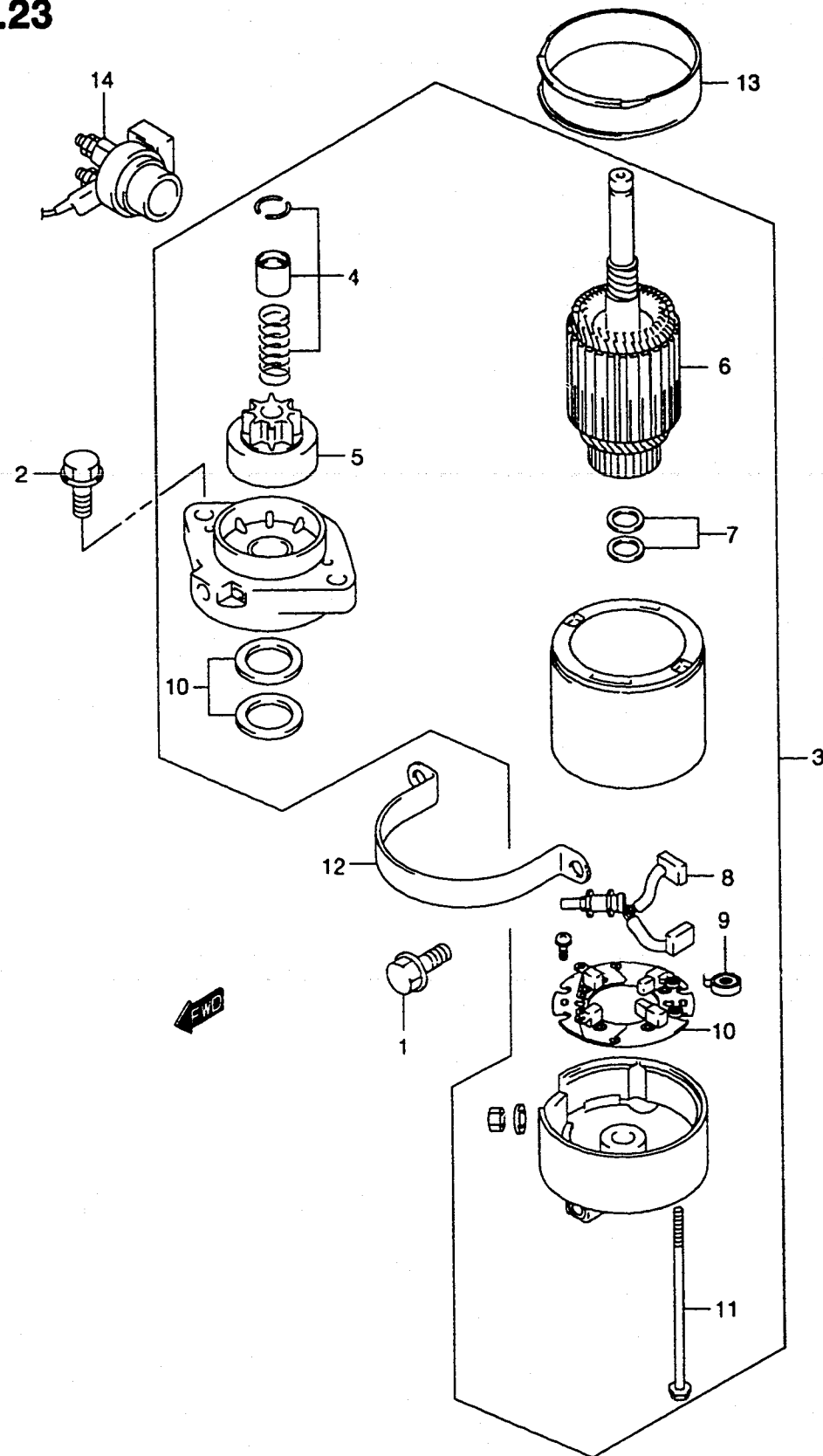
REF.NO.	PART NO.	DESCRIPTION	QTY.	REMARKS
20-1	09160-22018	WASHER (T:1.8)	AR	PROP SFT THRUST
20-2	09160-22019	WASHER (T:1.9)	AR	PROP SFT THRUST
20-3	09160-22020	WASHER (T:2.0)	AR	PROP SFT THRUST
20-4	09160-22021	WASHER (T:2.1)	AR	PROP SFT THRUST
20-5	09160-22022	WASHER (T:2.2)	AR	PROP SFT THRUST
20-6	09160-22023	WASHER (T:2.3)	AR	PROP SFT THRUST
21-1	08211-20263	WASHER (T:2.0)	AR	PROP SFT THRUST
21-2	08211-20264	WASHER (T:2.2)	AR	PROP SFT THRUST
22	57610-94401	SHAFT, PROPELLER	1	
23	57621-87J00	SHIFTER, CLUTCH DOG	1	
24	09202-05022	PIN, CLUTCH DOG SHIFTER	1	
25	09209-09004	PIN, PUSH	1	
26	09440-08034	SPRING, RETURN	1	
27	09440-40002	SPRING, DOG	1	
28	57631-95302	ROD, PUSH	1	
29	57130-94301	BUSH, DRIVE SHAFT	1	TYPE:L

**FIG.23**

FIG.23 ( D- 2)

STARTING MOTOR

QTY.



REF.NO.	PART NO.	DESCRIPTION	QTY.	REMARKS
1	01550-08207	BOLT	2	
2	01550-08257	BOLT	2	
3	31100-87J00	STARTING MOTOR	1	
4	31312-87J00	.PINION STOP SET	1	
5	31320-87J00	.PINION ASSY	1	
6	31310-99E00	.ARMATURE	1	
7	31360-99E10	.WASHER SET	1	
8	31131-99E00	.BRUSH (+)	1	
9	31135-99E00	.SPRING	2	
10	31173-99E00	.HOLDER, BRUSH	1	INC BRUSH(-)
11	31281-94510	.BOLT, HOUSING	2	
12	31912-94600	BAND, STARTING MOTOR	1	
13	31918-94600	DAMPER, LOWER	1	
14	31800-94401	RELAY, STARTER MOTOR	1	

REFER TO FIG.24(D-3) FOR MODEL:01

**FIG.24**

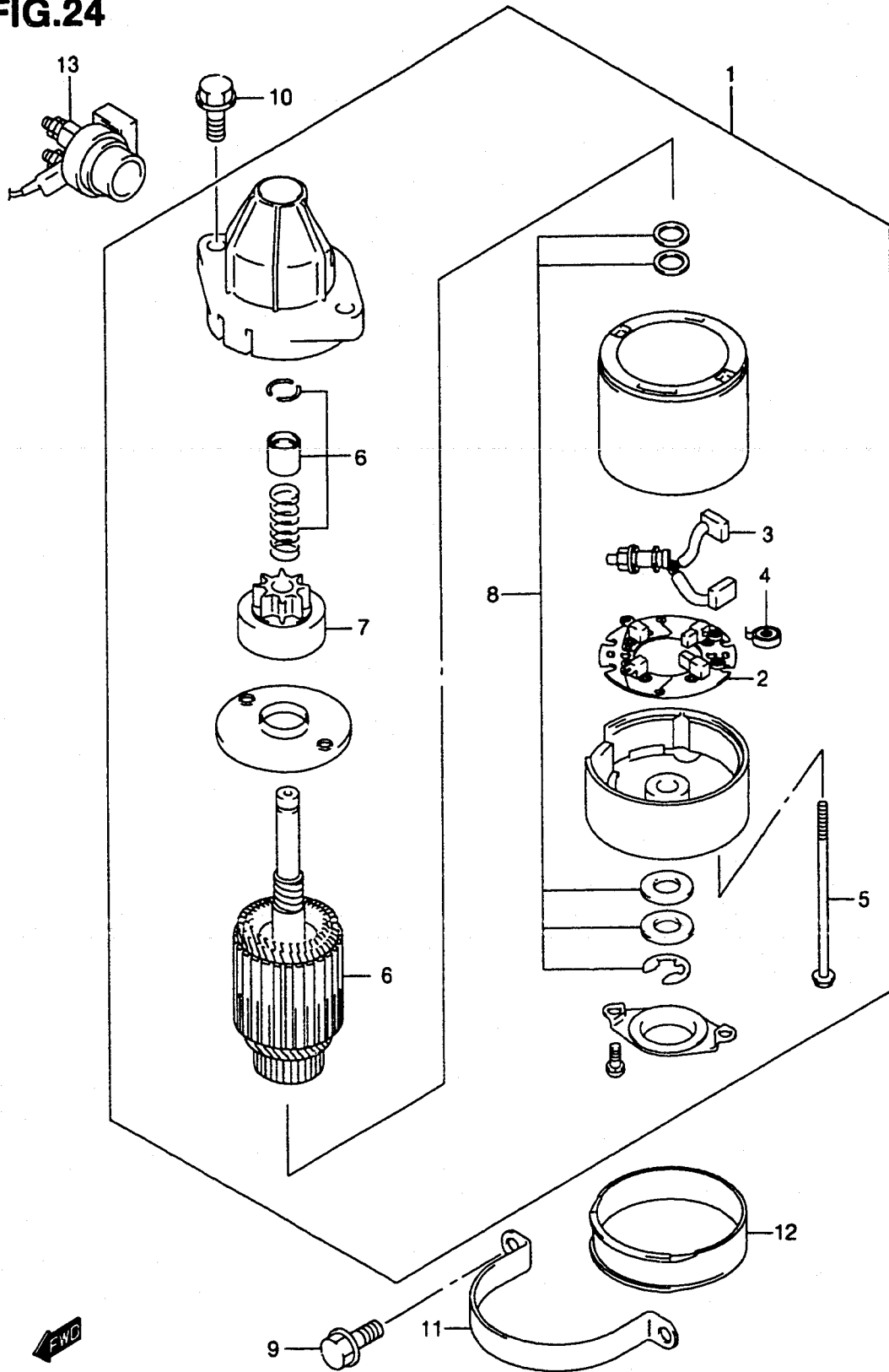


FIG.24 ( D-3)

STARTING MOTOR (MODEL:01)

QTY.

REF.NO.	PART NO.	DESCRIPTION	QTY.	REMARKS
1	31100-87J10	MOTOR ASSY, STARTING	1	
2	31173-99E00	.HOLDER ASSY, BRUSH	1	INC BRUSH (-)
3	31131-99E00	.BRUSH (+)	1	
4	31135-99E00	.SPRING	1	
5	31281-93340	.BOLT, THROUGH	2	
6	31312-87J10	.PINION STOP SET	1	
7	31320-87J10	.PINION ASSY	1	
8	31360-87J10	.WASHER SET	1	
9	01550-08207	BOLT	2	
10	01550-08257	BOLT	3	
11	31912-94600	BAND, STARTING MOTOR	1	
12	31918-94600	DAMPER, LOWER	1	
13	31800-94401	RELAY, STARTING MOTOR	1	

**FIG.25**

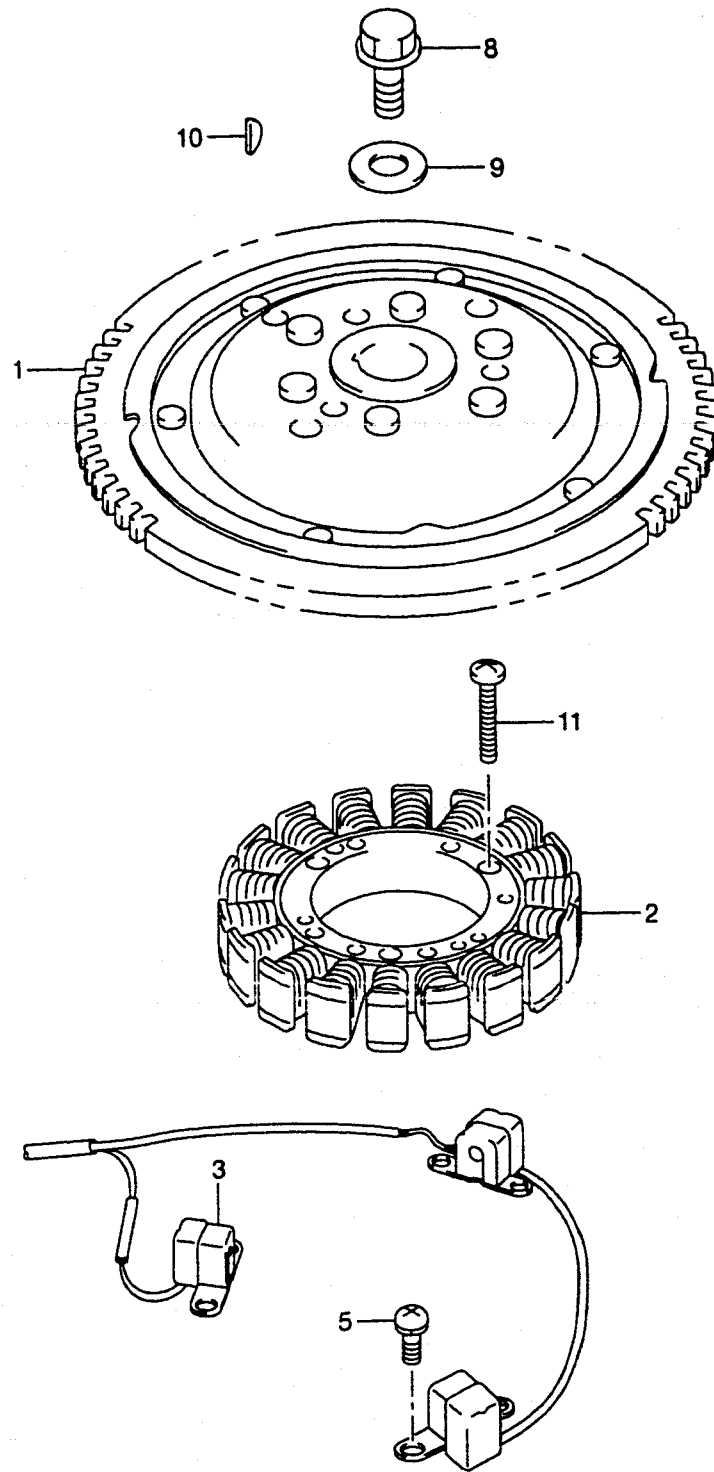


FIG.25 ( D- 4)

MAGNETO

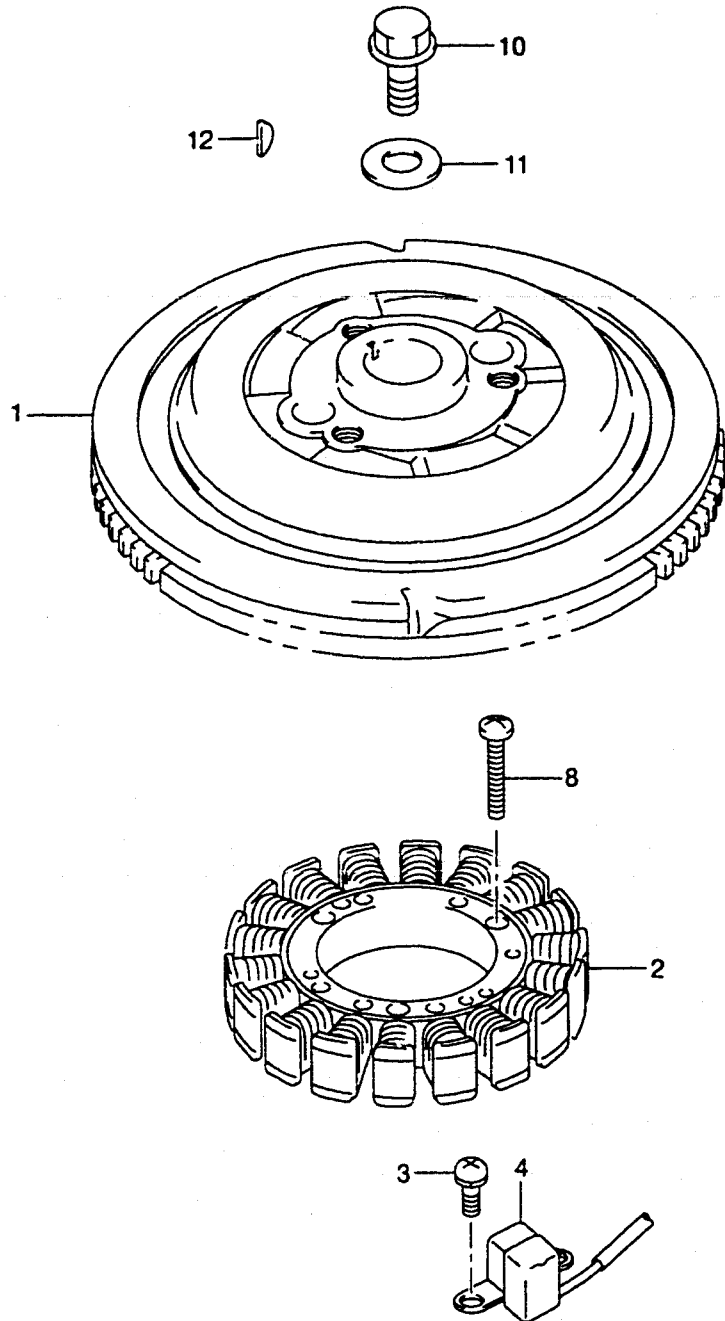
REF.NO.	PART NO.	DESCRIPTION	QTY.	REMARKS
1	32102-87J01	FLYWHEEL	1	
2	32120-87J00	COIL, BATTERY CHARGING	1	
3	32150-87J00	SENSOR ASSY, CKP	1	
4-1	09404-06432	CLAMP (L:80)	3	
4-2	09404-06434	CLAMP (L:95)	2	
5	02112-36127	SCREW	6	
6	02162-06167	SCREW	1	
7	33220-76G01	SENSOR, CMP	1	
8	32116-99E01	BOLT, MAGNETO FLYWHEEL	1	
9	09160-16046	WASHER (16.5X36X4.5)	1	
10	08341-31059	KEY	1	
11	02112-06303	SCREW	3	

REFER TO FIG.25 (D-5) FOR MODEL:01

**FIG.26**

QTY.

REF.NO.	PART NO.	DESCRIPTION	QTY.	REMARKS
1	32102-87J10	FLYWHEEL	1	
2	32120-87J10	COIL, BATTERY CHARGING	1	
3	02112-05123	SCREW	2	
4	32160-87J00	COIL, IGN TIMING	1	
5	33220-76G01	SENSOR, CMP	1	
6	09403-14204	CLAMP	1	
7	09404-06432	CLAMP	2	
8	02112-06303	SCREW	3	
9	02162-06167	SCREW	1	
10	32116-99E01	BOLT, FLYWHEEL	1	
11	09160-06046	WASHER (16.5X36X4.5)	1	
12	08341-31059	KEY	1	



**FIG.27**

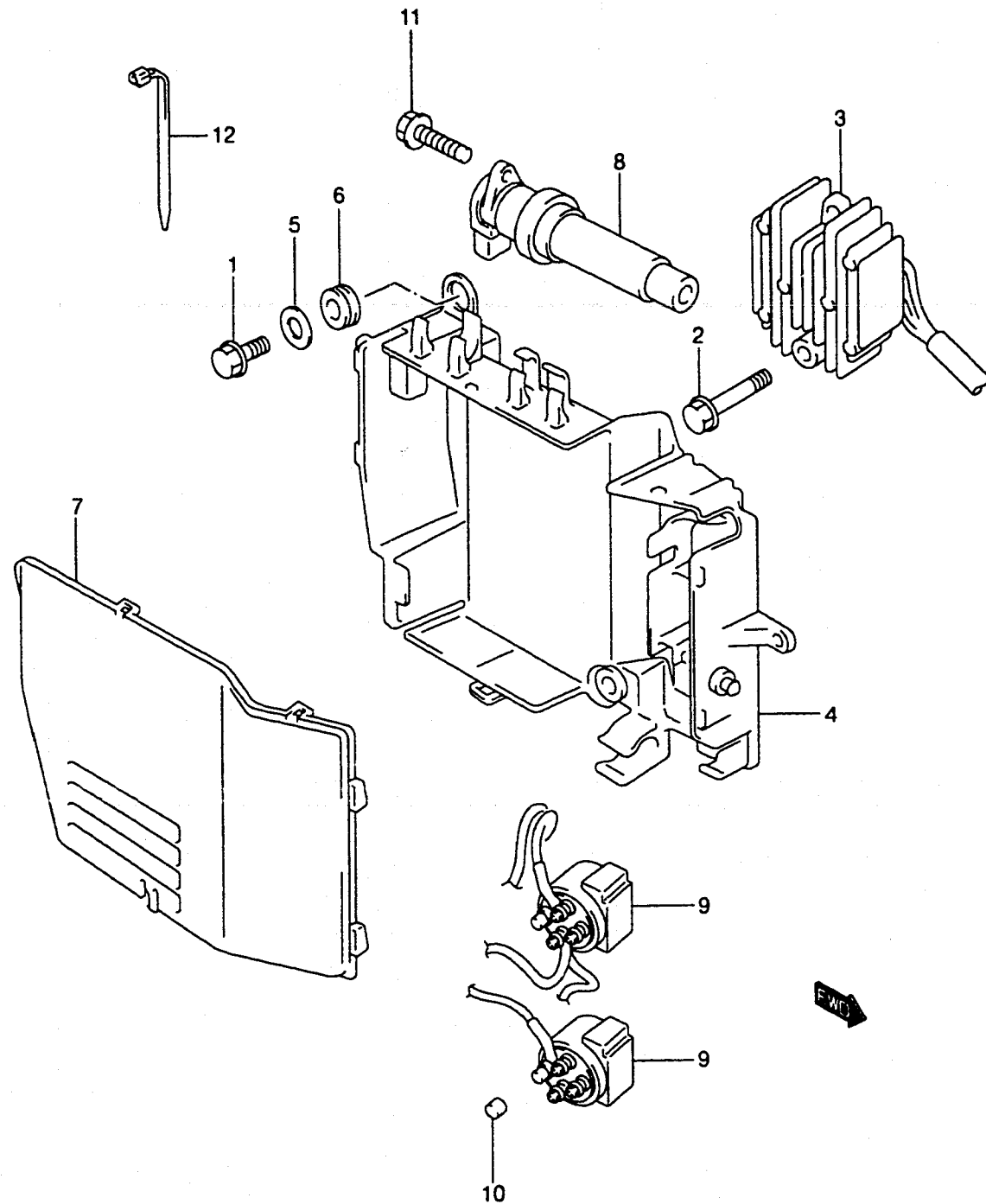


FIG.27 ( D-6)

IGNITION COIL

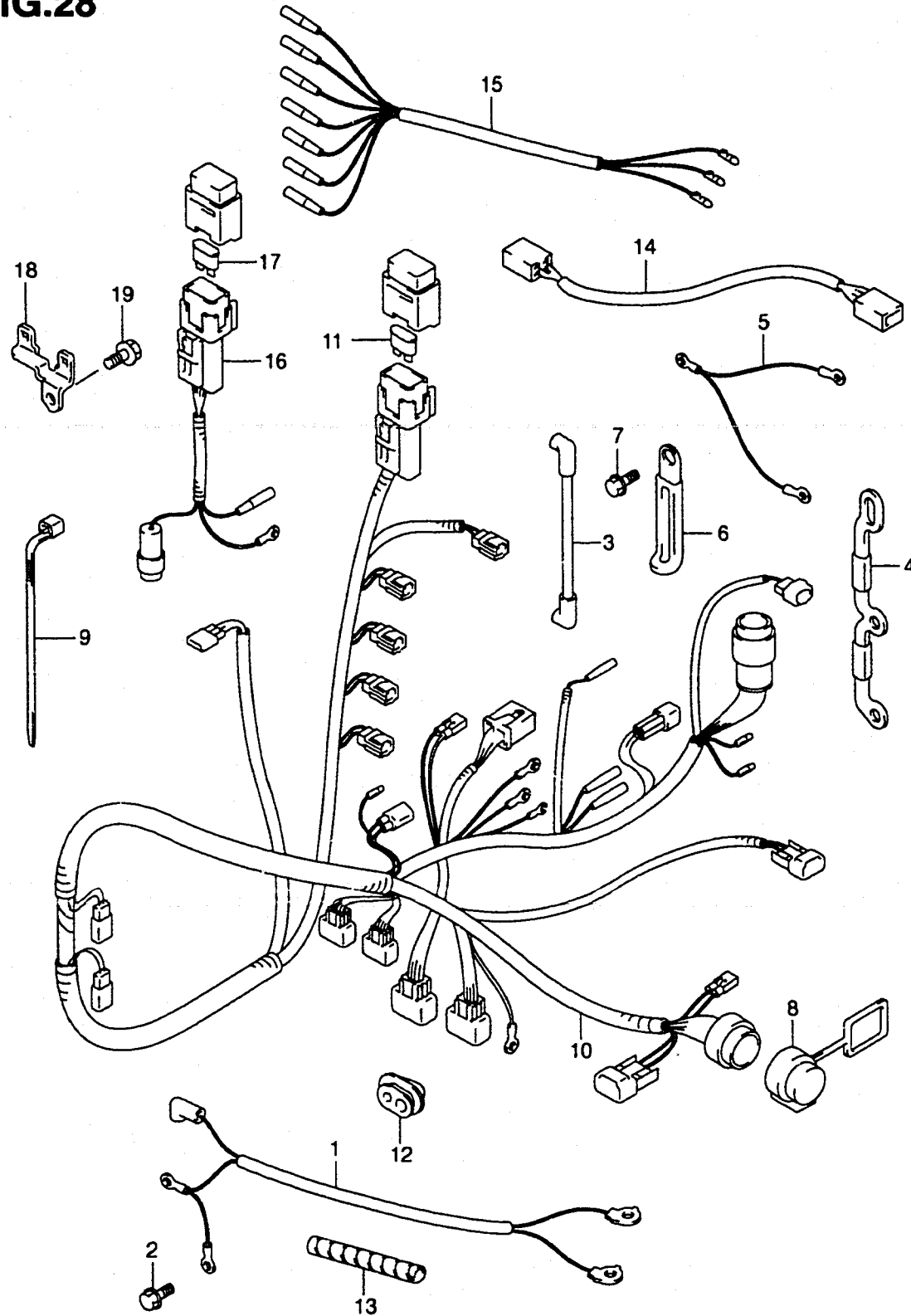
REF.NO.	PART NO.	DESCRIPTION	QTY.	REMARKS
1	01550-06127	BOLT	4	
2	01580-06257	BOLT	2	
3-1	32800-87J00	RECTIFIER/REGULATOR	1	
3-2	32800-87J10	RECTIFIER/REGULATOR	1	MODEL:01
4-1	32890-87J00	HOLDER, ELECTRIC PARTS	1	
4-2	32890-87J10	HOLDER, ELECTRIC PARTS	1	MODEL:01
5	09160-06054	WASHER (6.5X22X1.6)	4	
6	09320-12011	CUSHION	4	
7	32891-87J00	COVER, ELECTRIC PARTS HOLDER	1	
8	33410-87J00	COIL, IGNITION	3	
9	38410-94551	RELAY, PTT	2	
10	09251-09002	CAP	2	
11	01550-06207	BOLT	3	
12	09407-14403	CLAMP	1	

**FIG.28**

FIG.28 ( D-7)

HARNESS

QTY.



REF.NO.	PART NO.	DESCRIPTION	QTY.	REMARKS
1-1	33810-92E01	CABLE, STARTER MOTOR	1	
1-2	33810-87J00	CABLE, STARTER MOTOR	1	MODEL:01
2	01550-08167	BOLT	1	-MODEL:00
3	33820-99E00	CABLE, PLUS TERM TO RELAY	1	
4	33831-99E01	PLATE, PTT RELAY	1	
5	33832-94601	CABLE, TRIM RELAY GROUND	1	
6-1	09404-06432	CLAMP (L:80)	3	
6-2	09404-06435	CLAMP (L:135)	1	MODEL:01
7	01550-06127	BOLT	2	
8	33634-99E00	CAP, CONNECTOR	1	
9-1	09407-14403	CLAMP (L:125)	2	MODEL:99,00
9-2	09407-18402	CLAMP (L:165)	1	MODEL:99
10-1	36610-87J01	HARNESS ASSY, WIRING	1	TYPE:T MODEL:99,00
10-2	36610-87J40	HARNESS ASSY, WIRING	1	TYPE:T MODEL:01
10-3	36610-87J20	HARNESS ASSY, WIRING	1	TYPE:QH MODEL:99,00
10-4	36610-87J60	HARNESS ASSY, WIRING	1	TYPE:QH MODEL:01
11-1	09481-15101	.FUSE (15A)	1	MODEL:99,00
11-2	09481-30501	.FUSE (30A)	1	MODEL:01
12-1	36656-87D11	GROMMET	1	TYPE:T
12-2	36656-87D30	GROMMET	1	TYPE:QH
13	38423-95510	TUBE (L:150)	1	
14	36682-92E00	WIRE, MONITOR GAUGE	1	
15	36630-92E00	WIRE, INSTRUMENT	1	
16	36740-87J00	CASE ASSY, FUSE	1	MODEL:99,00
17	09481-30101	.FUSE (30A)	1	
18	36745-87J00	BRACKET, FUSE CASE	1	MODEL:99,00
19	02162-06127	BOLT	1	



**FIG.29**

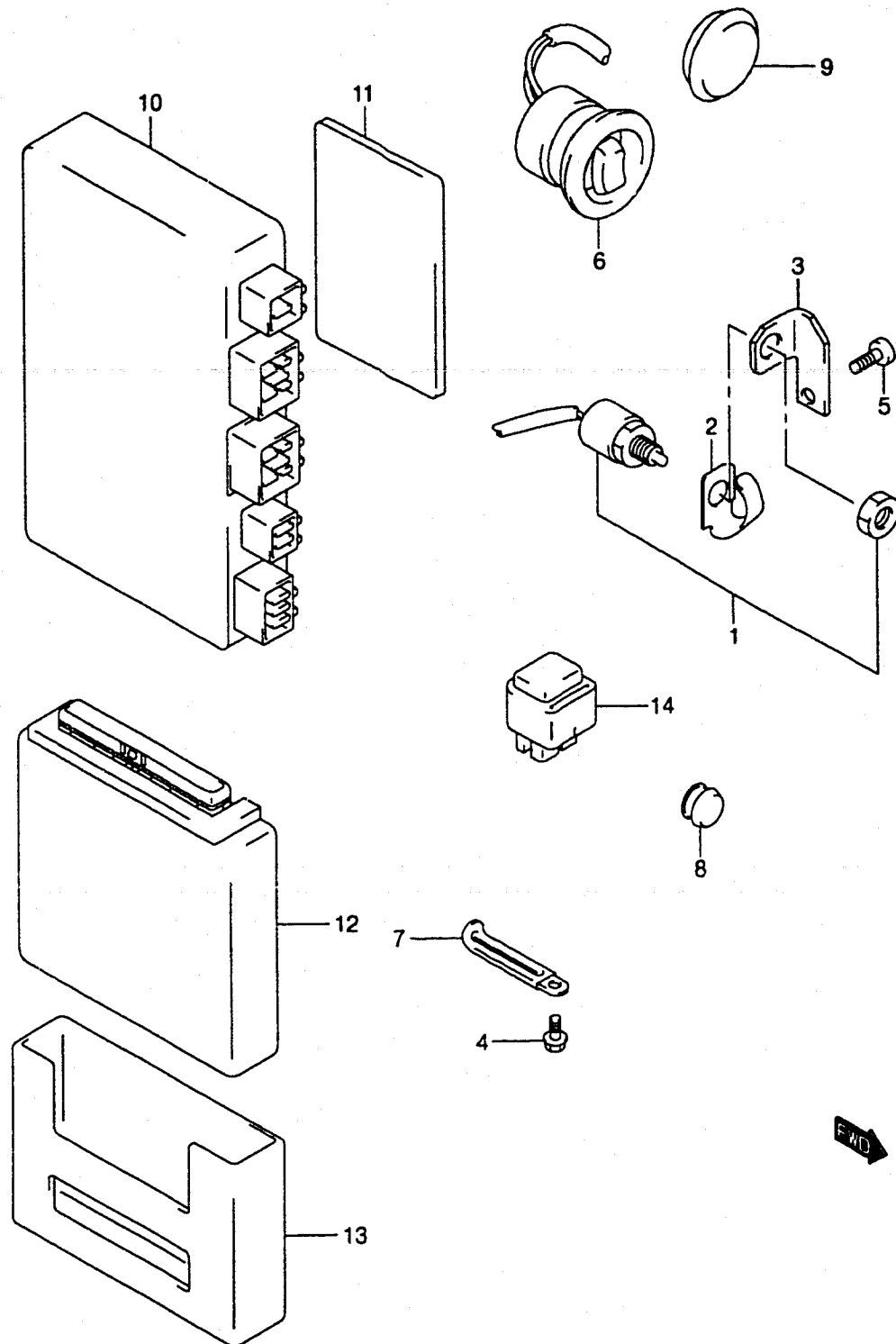
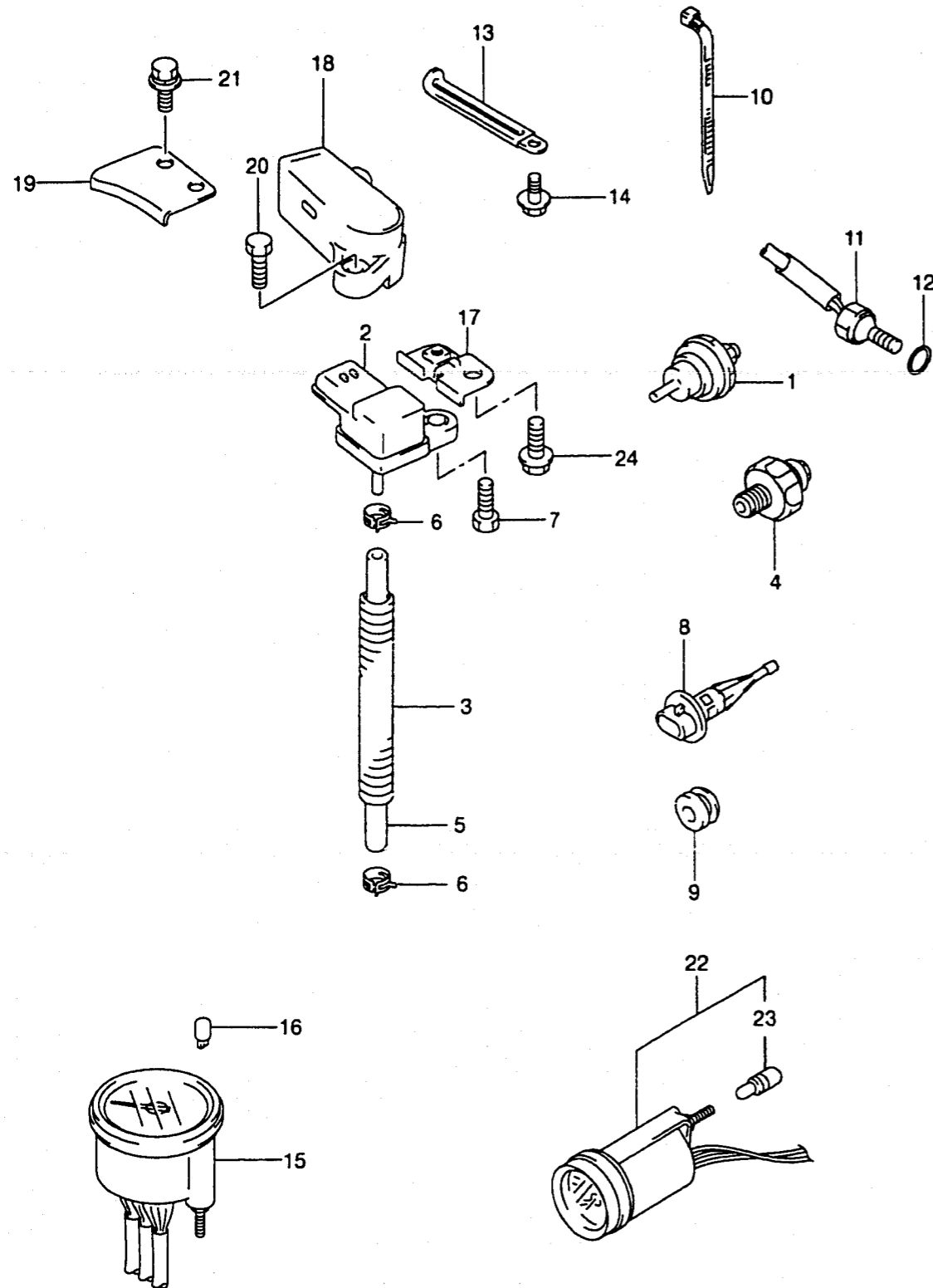


FIG.29 ( D- 8)

ENGINE CONTROL UNIT

REF.NO.	PART NO.	DESCRIPTION	QTY.	REMARKS
1	37721-99E00	SWITCH, NEUTRAL	1	
2	37725-95600	PLATE, NEUTRAL SW	1	
3	37726-87J00	BRACKET, NEUTRAL SW	1	
4	02162-06127	BOLT	1	
5	02162-06167	BOLT	1	
6	37850-99E00	SWITCH, PTT	1	
7	09404-06432	CLAMP	2	
8	09250-12004	CAP	1	
9	09250-40002	CAP	1	TYPE:QH PTT SW HOLE
10-1	33920-87J01	MODULE, ENGINE CONTROL	1	DF40T,40QH
10-2	33920-87J03	MODULE, ENGINE CONTROL	1	DF40T,40QH MODEL:00
10-3	33920-87J13	MODULE, ENGINE CONTROL	1	DF50T,50QH
11	33652-24D00	CUSHION, ENGINE CONTROL UNIT	1	-MODEL:00
12-1	33920-87J20	MODULE, ENGINE CONTROL	1	DF40T,40QH MODEL:01
12-2	33920-87J30	MODULE, ENGINE CONTROL	1	DF50T,50QH MODEL:01
13	33925-87J00	CUSHION, ENGINE CONTROL UNIT	1	MODEL:01
14	38910-92E00	RELAY, ECM MAIN	1	

**FIG.30**



**FIG.30 ( D-9)**

**SENSOR**

REF.NO.	PART NO.	DESCRIPTION	QTY.	REMARKS
1	18133-61A01	FILTER, GAS	1	
2	18590-80C40	SENSOR, MAP	1	
3	33834-87J00	PROTECTOR, HOSE	1	P SENSOR L:70→50
4	37820-99E00	SWITCH, OIL PRESSURE	1	
5-1	09355-35754-601	HOSE	1	L:601→110
5-2	09355-35754-601	HOSE	1	L:601→90 MODEL:01
6	09401-06405	CLIP	2	
7	01500-06167	BOLT	2	
8	13650-52G00	SENSOR, IAT	1	
9	13655-87J00	GROMMET, IAT SENSOR	1	
10	09407-14407	CLAMP	1	
11-1	34830-99E00	SENSOR, CYLINDER TEMP	1	
11-2	34830-99E00	SENSOR, EXHAUST MANIFOLD TEMP	1	
12	09280-09005	O RING (D:1.9 ID:8.6)	2	
13	09404-06432	CLAMP	2	
14	02162-06127	BOLT	1	
15	34200-99E00	TACHOMETER	1	W/MONITOR
16	09471-12179	.BULB	1	
17	18595-87J00	BRACKET, PRESSURE SENSOR	1	MODEL:01
18	34801-94700	SENDER, TRIM	1	OPT
19	34802-95302	ATTACHMENT, TRIM SENDER	1	OPT
20	09100-06113	BOLT (6X16)	2	OPT
21	09118-06095	BOLT (6X12)	2	OPT
22	34800-92E00	METER, TRIM	1	OPT
23	09471-12180	.BULB	1	OPT
24	01550-06127	BOLT	1	MODEL:01

FIG.31

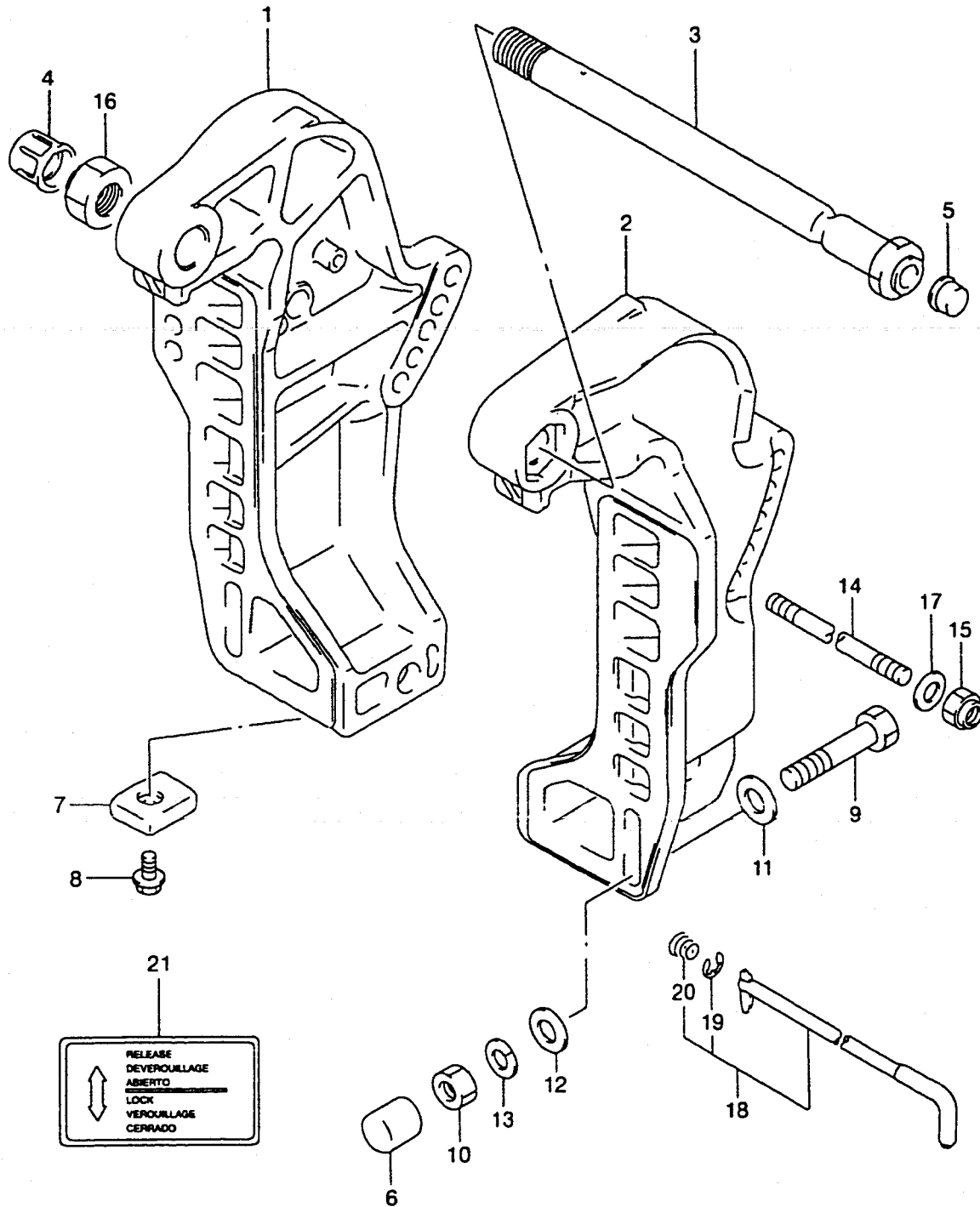


FIG.31 ( E-2)

CLAMP BRACKET

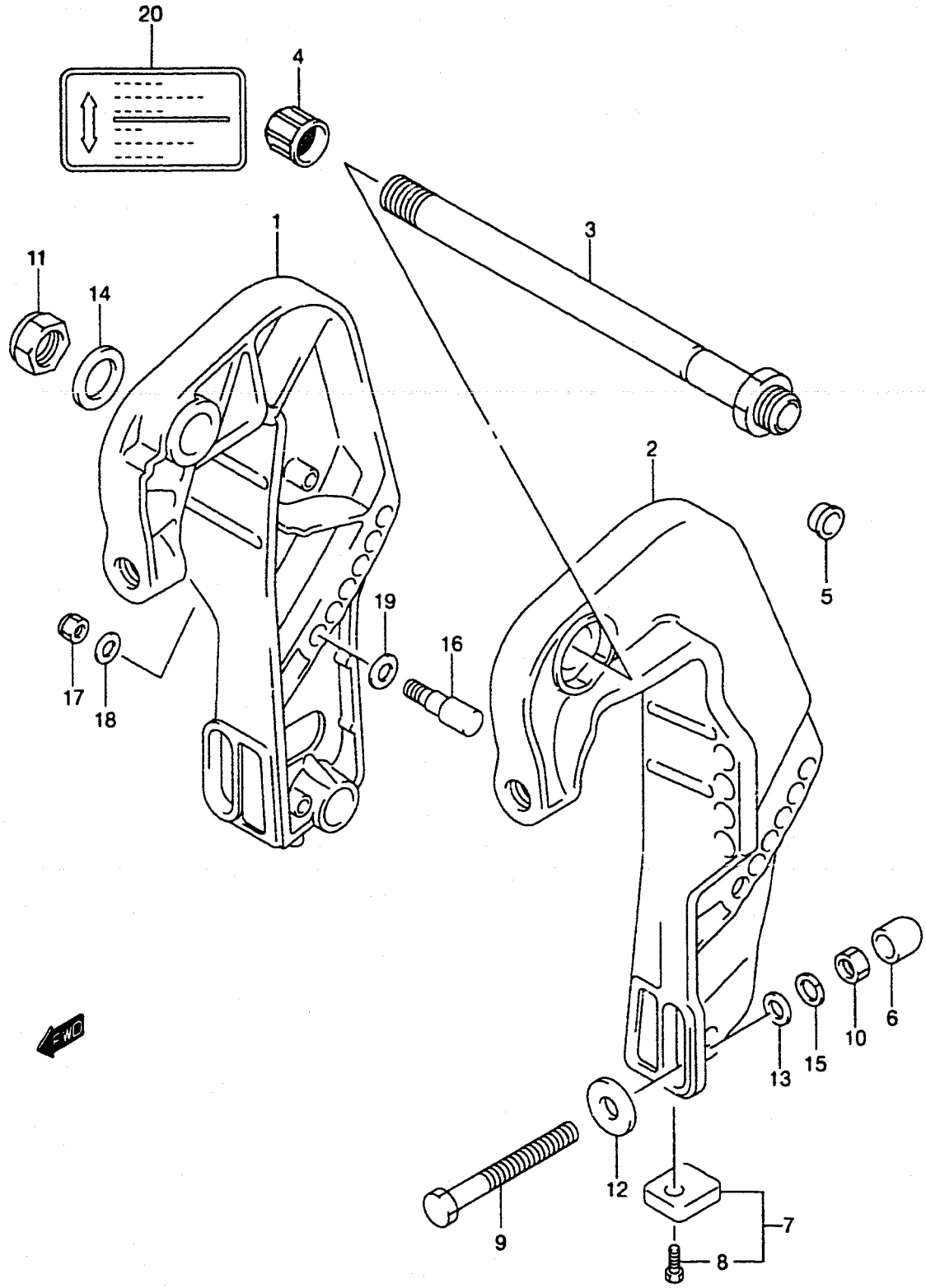
QTY.

REF.NO.	PART NO.	DESCRIPTION	REMARKS
1	41111-97E02-0EP	BRACKET, CLAMP STBD (BLACK)	1
2	41121-97E03-0EP	BRACKET, CLAMP PORT (BLACK)	1
3	41130-95290	SHAFT, CLAMP BRACKET	1
4	41151-94500	CAP, CLAMP BRACKET	1
5	41152-94500	PLUG, CLAMP BRACKET	1
6	41153-94500	CAP, TRANSOM BOLT	4
7	55320-95310	ZINC, PROTECTION	2
8	09116-06094	.BOLT, ZINC (6X15)	2
9	09100-12039	BOLT (12X100)	4
10	09140-12028	NUT, TRANSOM	4
11	09160-12044	WASHER (12.5X35X3.2)	4
12	09160-12066	WASHER (12.5X22X2.5)	4
13	09162-12005	WASHER, TRANSOM LOCK	4
14	45421-97E00	PIN, TILT LOCK	1
15	09159-10050	NUT, TILT LOCK	2
16	09159-22003	NUT	1
17	09160-10082	WASHER, TILT LOCK PIN	2
18	45420-87J00	PIN, TILT LOCK	1 TYPE:QH
19	09383-08005	.E RING	1
20	09441-17002	.SPRING	1
21	43241-87J00	MARK, RELEASE LEVER	1 TYPE:QH

REFER TO FIG.32 (E-3) FOR MODEL:01

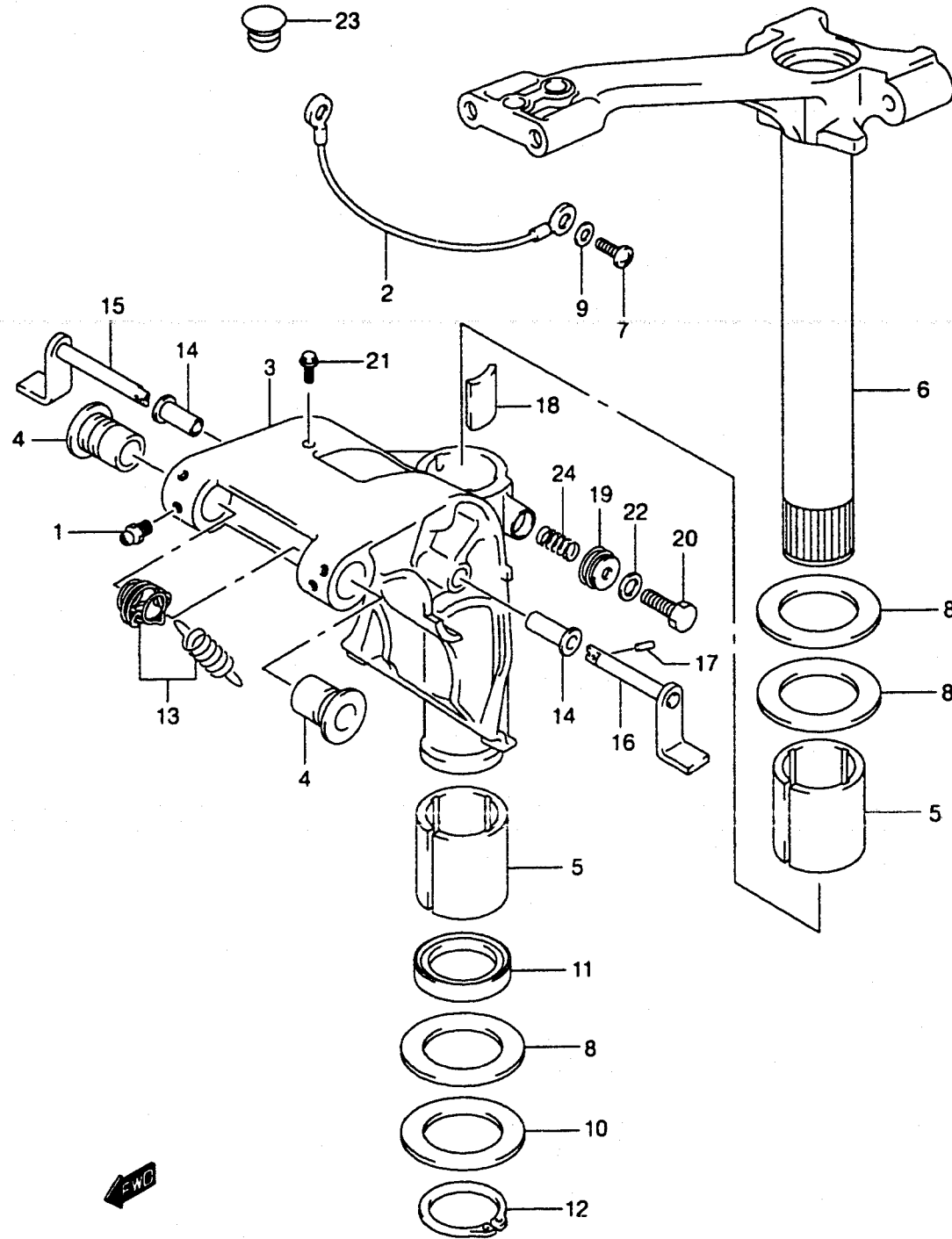
**FIG.32**

QTY.



REF.NO.	PART NO.	DESCRIPTION	QTY.	REMARKS
1	41111-89J10-0EP	BRACKET, CLAMP STBD (BLACK)	1	
2	41121-89J10-0EP	BRACKET, CLAMP PORT (BLACK)	1	
3	41130-95290	SHAFT, CLAMP BRACKET	1	
4	41151-94500	CAP, CLAMP BRACKET	1	
5	41152-94500	PLUG, CLAMP BRACKET	1	
6	41153-94500	CAP, TRANSOM BOLT	4	
7	55320-95310	ZINC, PROTECTION	2	
8	09116-06094	.BOLT, ZINC (6X15)	2	
9	09100-12039	BOLT (12X100)	4	
10	09140-12028	NUT, TRANSOM	4	
11	09159-22003	NUT	1	
12	09160-12044	WASHER (12.5X35X3.2)	4	
13	09160-12066	WASHER (12.5X22X2.5)	4	
14	09160-22033	WASHER (22.5X38X1.0)	1	
15	09162-12005	WASHER, TRANSOM LOCK	4	
16	45421-89J00	PIN, TILT LOCK	2	
17	09159-10050	NUT, TILT LOCK	2	
18	09160-10032	WASHER, TILT LOCK PIN	2	
19	09160-12066	WASHER (12.5X22X2.5)	2	
20	43241-87J00	MARK, RELEASE LEVER	1	TYPE:QH

**FIG.33**



**FIG.33 ( E-4) SWIVEL BRACKET**

REF.NO.	PART NO.	DESCRIPTION	QTY.	REMARKS
1	22511-99010	NIPPLE, GREASE	4	
2	36894-95201	LEAD	1	
3-1	43111-87J20-0EP	BRACKET, SWIVEL (BLACK)	1	TYPE:L
3-2	43111-87J10-0EP	BRACKET, SWIVEL (BLACK)	1	TYPE:S
3-3	43111-87J30-0EP	BRACKET, SWIVEL (BLACK)	1	TYPE:S MODEL:00
4	43211-95250	BUSH, CLAMP SHAFT	2	
5	43711-97E00	BUSH, STEERING	2	
6-1	43750-87J01-0EP	BRACKET, STEERING (BLACK)	1	TYPE:L
6-2	43750-87J11-0EP	BRACKET, STEERING (BLACK)	1	TYPE:S
7	09125-05050	SCREW	2	
8	09160-39001	WASHER (39.5X64X1.0)	3	
9	09161-05114	WASHER, LEAD	2	
10	09181-39001	SHIM (39.5X64X0.3)	2	
11	09282-39001	SEAL, SWIVEL BRACKET	1	
12	09380-38003	CIRCLIP, PILOT SHAFT LOWER	1	
13	41230-97E10	SPRING ASSY, TILT LOCK	1	
14	41226-97E00	BUSH, TILT LOCK LEVER	2	
15	41270-97E10	LEVER, TILT LOCK STBD	1	
16	41280-97E10	LEVER, TILT LOCK PORT	1	
17	09205-03012	PIN	1	
18-1	43411-97E00	ADJUSTER, STEERING	1	
18-2	43417-89J00	ADJUSTER, STEERING	1	DF40:032780- DF50:032799-
19	43412-93900	COVER, STEERING ADJUSTER	1	
20	09100-08224	BOLT, STEERING ADJUSTER	1	
21	09116-06127	BOLT (6X12)	1	DF40:032780- DF50:032799-
22	09160-08091	WASHER, STEERING ADJUSTER	1	
23	09250-09001	PLUG	1	DF40:032780- DF50:032799-
24	09440-11022	SPRING, STEERING ADJUSTER	1	

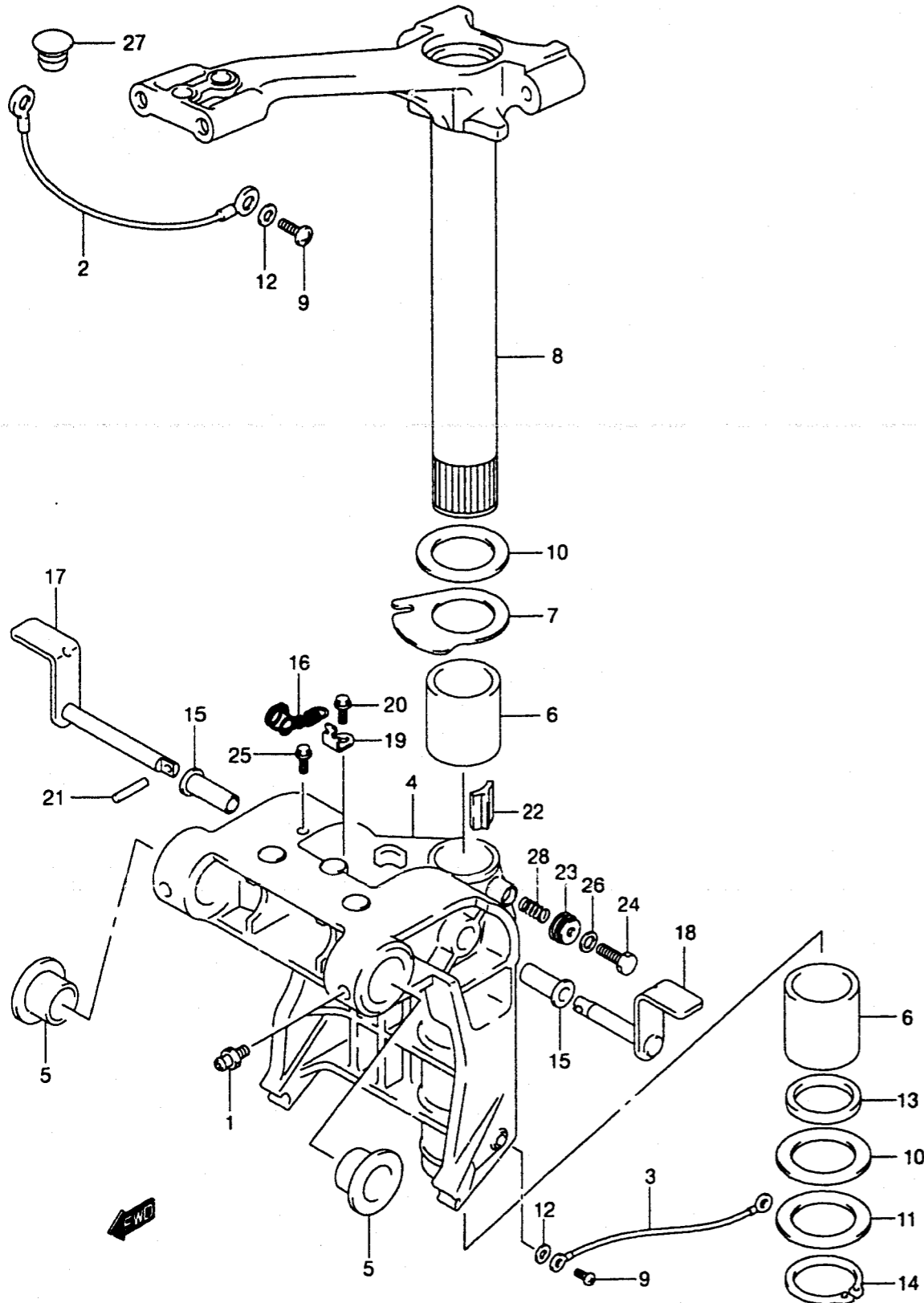
REFER TO FIG.33 (E-5) FOR MODEL:01

**FIG.34**

FIG.34 ( E-5)

SWIVEL BRACKET (MODEL:01)

QTY.



REF.NO.	PART NO.	DESCRIPTION	QTY.	REMARKS
1	22511-99010	NIPPLE, GREASE	3	
2	36894-95201	LEAD	1	
3	36895-87D10	LEAD (SWIVEL TO HSG)	1	
4-1	43111-89J20-0EP	BRACKET, SWIVEL (BLACK)	1	TYPE:L,UL
4-2	43111-89J30-0EP	BRACKET, SWIVEL (BLACK)	1	TYPE:S
5	43211-94401	BUSH, SWIVEL BRKT	2	
6	43711-89J00	BUSH, STEERING	2	
7	43721-89J00	PLATE, STEERING UPPER	1	
8-1	43750-87J01-0EP	BRACKET, STEERING (BLACK)	1	TYPE:L,UL
8-2	43750-87J11-0EP	BRACKET, STEERING (BLACK)	1	TYPE:S
9	09125-05050	SCREW (5X8)	3	
10	09160-39002	WASHER	2	
11	09160-39003	WASHER	2	
12	09161-05114	WASHER (5.2X11X1.0)	3	
13	09282-39001	SEAL	1	
14	09380-38003	CIRCLIP	1	
15	41226-97E00	BUSH, TILT LOCK LEVER	2	
16	41230-97E10	SPRING, TILT LOCK	1	
17	41270-89J00	LEVER, TILT LOCK STBD	1	
18	41280-89J00	LEVER, TILT LOCK PORT	1	
19	45731-96310	PLATE, TILT LOCK SPRING	1	
20	09116-06094	BOLT (6X15)	1	
21	09205-03012	PIN	1	
22	43417-89J00	ADJUSTER, STEERING	1	
23	43412-93900	COVER, STRG ADJUSTER	1	
24	09100-08227	BOLT (8X27)	1	
25	09116-06127	BOLT (6X12)	1	
26	09160-08091	WASHER (8.5X14X1.0)	1	
27	09250-09001	PLUG	1	
28	09440-11022	SPRING	1	

**FIG.35**

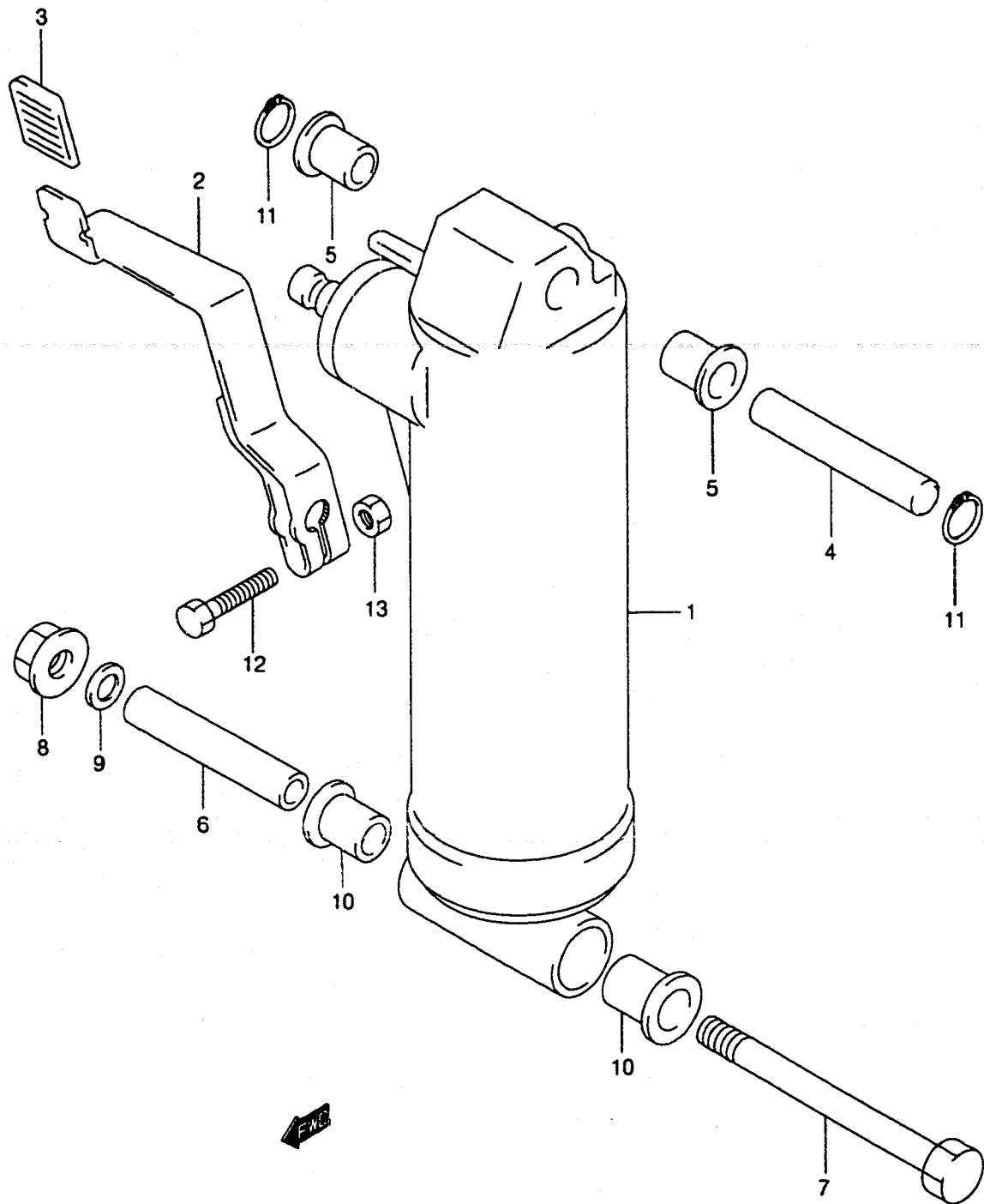


FIG.35 ( E- 6)

GAS CYLINDER (TYPE:QH)

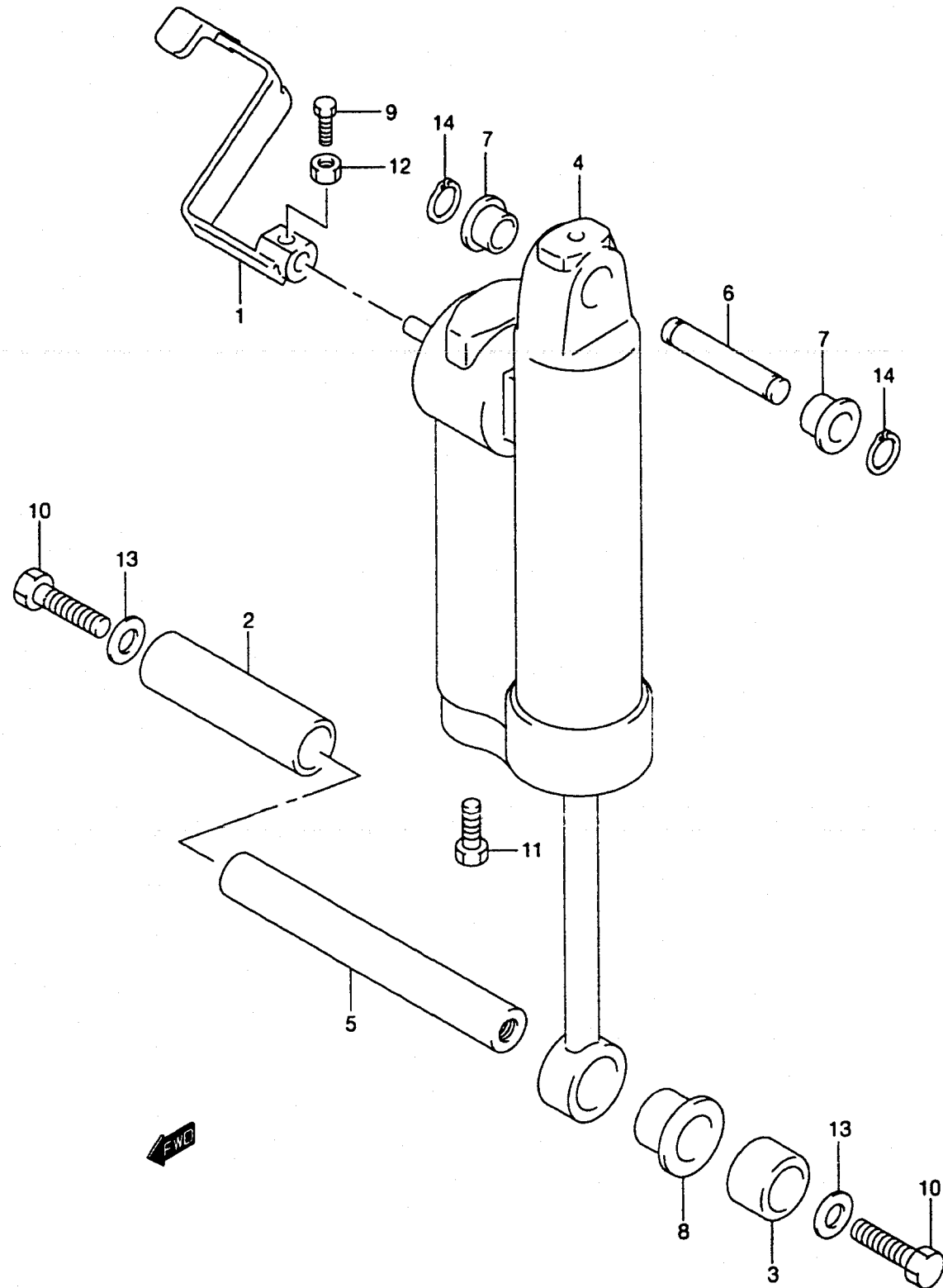
REF.NO.	PART NO.	DESCRIPTION	QTY.	REMARKS
1	47400-87J20	CYLINDER, GAS		
2	45261-87J11	LEVER, RELEASE	1	
3	45255-93001	RUBBER, RELEASE LEVER	1	
4	48321-97E01	SHAFT, TILT CYLINDER UPPER	1	
5	48325-97E00	BUSH	2	
6	48121-97E00	SHAFT, TILT CYLINDER LOWER	1	
7	09100-10190	BOLT (10X145)	1	
8	09159-10050	NUT	1	
9	09160-10082	WASHER (10.5X19X2.0)	1	
10	09307-18002	BUSH	2	
11	09380-12002	RING, SNAP	2	
12	09117-06039	BOLT (6X25)	1	
13	09140-06020	NUT	1	

REFER TO FIG.35(E-7) FOR MODEL:01

**FIG.36**

FIG.36 ( E-7)

GAS CYLINDER (TYPE:QH MODEL:01)



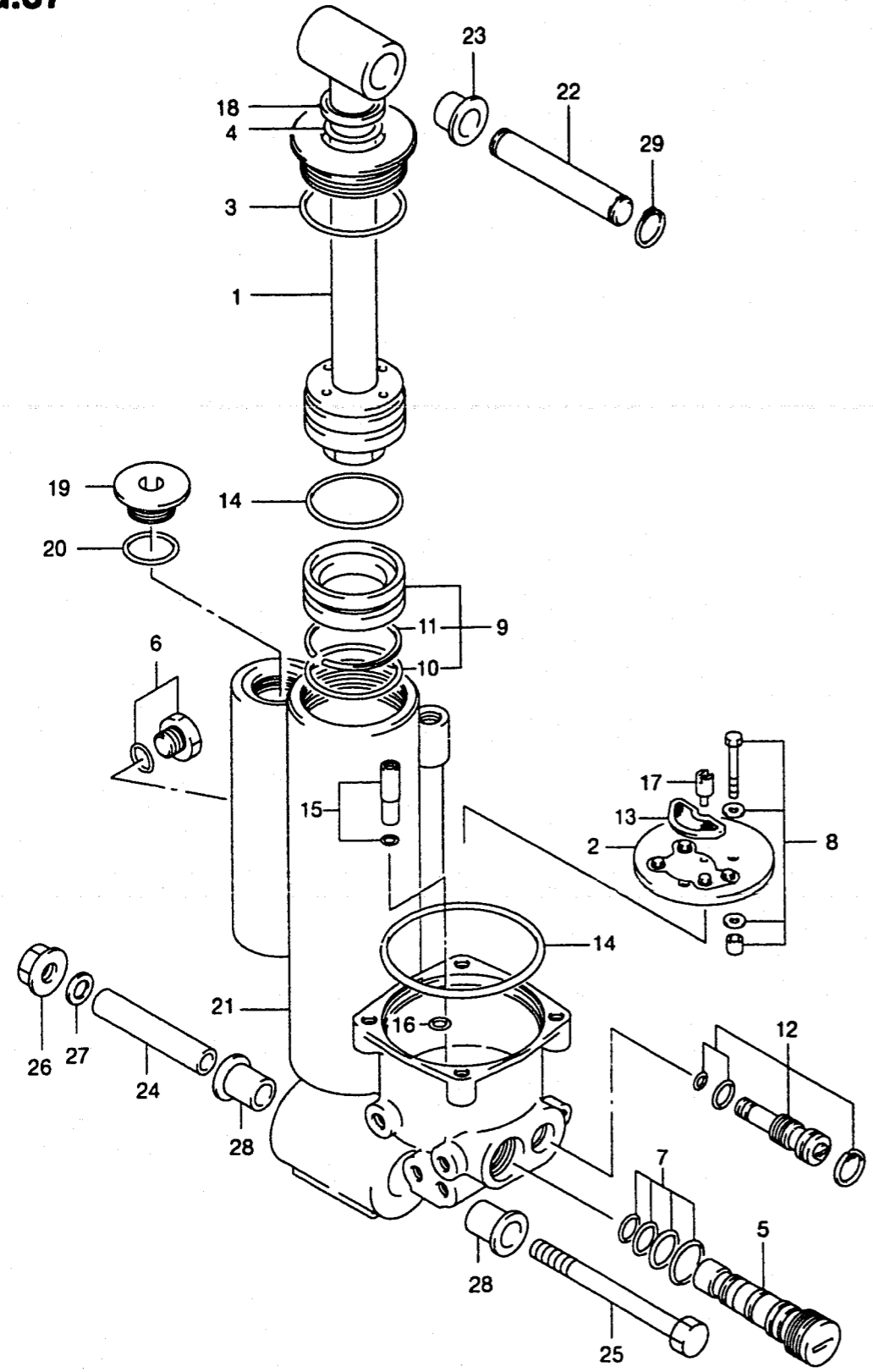
REF.NO.	PART NO.	DESCRIPTION	QTY.	REMARKS
1	45260-89J00	LEVER, RELEASE	1	
2	47225-89J00	COLLAR, TILT CYL LOWER STBD	1	
3	47226-89J00	COLLAR, TILT CYL LOWER PORT	1	
4	47400-87J30	CYLINDER ASSY, GAS	1	
5	48121-89J10	SHAFT, TILT CYL LOWER	1	
6	48321-89J10	SHAFT, TILT CYL UPPER	1	
7	48325-89J00	BUSH, TILT CYL UPPER	2	
8	48326-89J00	BUSH, TILT CYL LOWER	1	
9	09100-06113	BOLT (6X16)	1	
10	09100-10220	BOLT (10X35)	2	
11	09128-06021	BOLT (6X14)	1	
12	09140-06020	NUT	1	
13	09160-10081	WASHER (10X20X3.0)	2	
14	09380-12002	E RING	2	



**FIG.37**

FIG.37 ( E- 8)

POWER TRIM (TYPE:T)



REF.NO.	PART NO.	DESCRIPTION	QTY.	REMARKS
1	48601-97E01	PISTON ROD	1	
2	48510-97E00	PUMP ASSY, GEAR	1	
3	48633-97E00	O RING, CYL HEAD	1	
4	48634-97E00	O RING, CYL HEAD	1	
5	48530-87J00	VALVE, MAIN CHECK	1	
6	48572-97E00	PLUG SET, RESERVOIR	1	
7	48536-97E01	O RING SET, MAIN CHECK	1	
8	48541-97E01	BOLT SET	1	
9	48650-97E00	PISTON, FREE	1	
10	48405-87D00	.O RING	1	
11	48615-97E00	.RING SET, PISTON	1	
12	48550-87J00	VALVE, MANUAL	1	
13	48582-97E01	FILTER, PUMP	1	
14	48505-87D10	O RING SET	1	
15	48830-97E01	VALVE, DOWN PRESSURE	1	
16	48557-97E00	O RING SET, MANUAL VALVE	1	
17	48583-97E00	DRIVE, JOINT	1	
18	48632-97E00	OIL SEAL	1	
19	48575-97E01	PLUG, RESERVOIR	1	
20	48576-97E01	O RING	1	
21	48641-97E01-0EP	MANIFOLD, PTT	1	
22	48321-97E01	SHAFT, TILT CYL UPPER	1	
23	48325-97E00	BUSH, TILT CYL UPPER	2	
24	48121-97E00	SHAFT, TILT CYL LOWER	1	
25	09100-10190	BOLT (10X145)	1	
26	09159-10050	NUT	1	
27	09160-10082	WASHER (10.5X19X2.0)	1	
28	09307-18002	BUSH	2	
29	09380-12002	RING, SNAP	2	

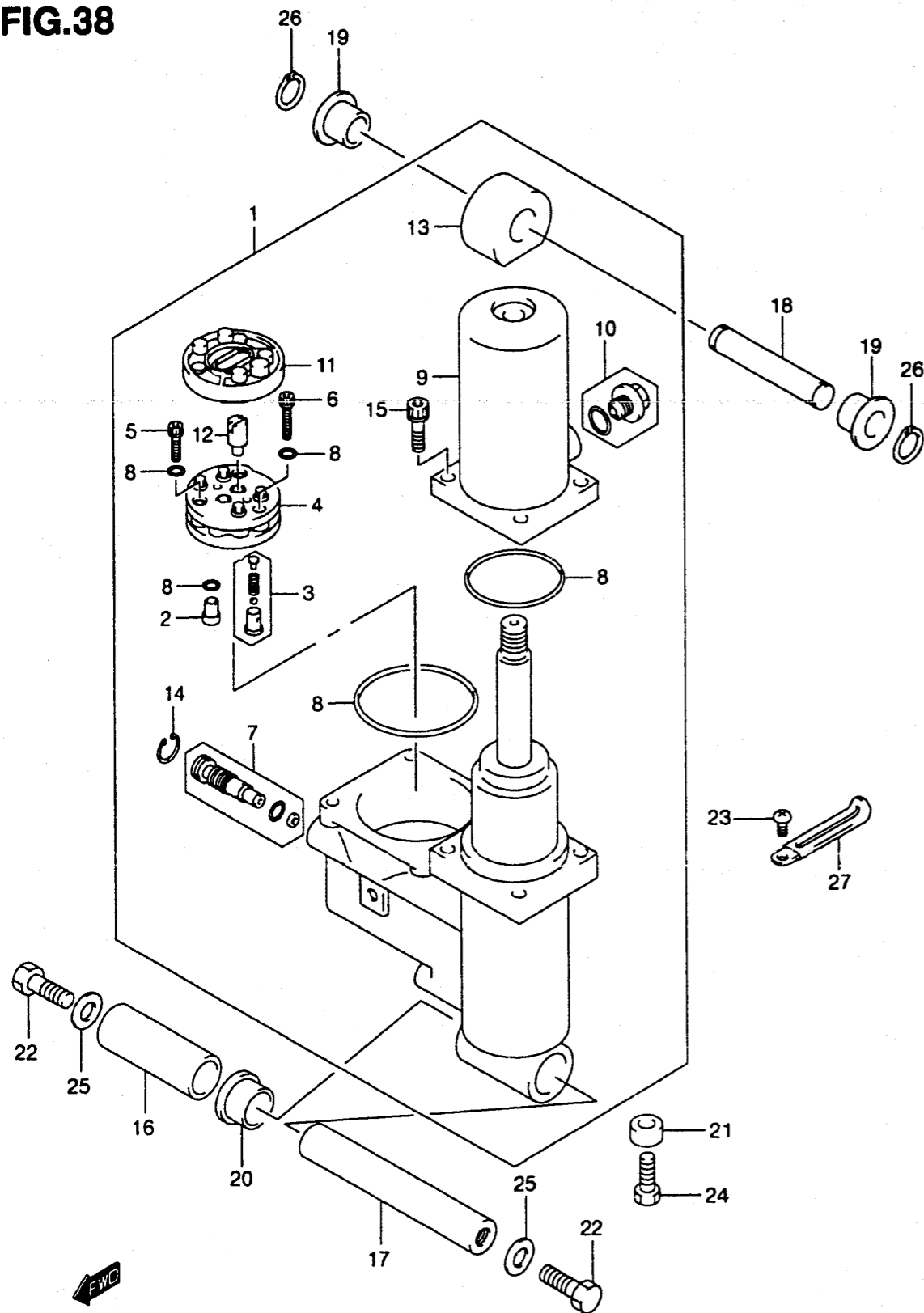
REFER TO FIG.38 (E-9) FOR MODEL:01

**FIG.38**

FIG.38 ( E- 9)

POWER TRIM (TYPE:T) (MODEL:01)

QTY.



REF.NO.	PART NO.	DESCRIPTION	QTY.	REMARKS
1	48000-87J10	POWER TRIM	1	
2	48320-87J10	.VALVE, UP PRESSURE	1	
3	48330-87J10	.VALVE, DN PRESSURE	1	
4	48510-97E00	.PUMP ASSY, GEAR	1	
5	48541-87J10	.BOLT	2	
6	48541-87J20	.BOLT	1	
7	48551-87J10	.VALVE, MANUAL	1	
8	48557-87J10	.O RING SET	1	
9	48571-87J10	.TANK	1	
10	48572-87J10	.PLUG	1	
11	48582-97E01	.FILTER	1	
12	48583-97E00	.DRIVE, JOINT	1	
13	48611-87J10	.JOINT	1	
14	48681-87J10	.CIRCLIP	1	
15	48862-87J10	.BOLT, TANK	4	
16	47225-87J00	COLLAR, TILT CYL LOWER	1	
17	48121-89J10	SHAFT, TILT CYL LOWER	1	
18	48321-89J10	SHAFT, TILT CYL UPPER	1	
19	48325-89J00	BUSH, TILT CYL	2	
20	48326-87J00	BUSH, TILT CYL LOWER	1	
21	55321-87J00	ANODE, PROTECTION	1	
22	09100-10220	BOLT (10X35)	2	
23	09125-06063	SCREW (6X10)	1	
24	09128-06021	BOLT (6X14)	1	
25	09160-10081	WASHER (10X20X3.0)	2	
26	09380-12002	E RING	2	
27	09404-06432	CLAMP	1	

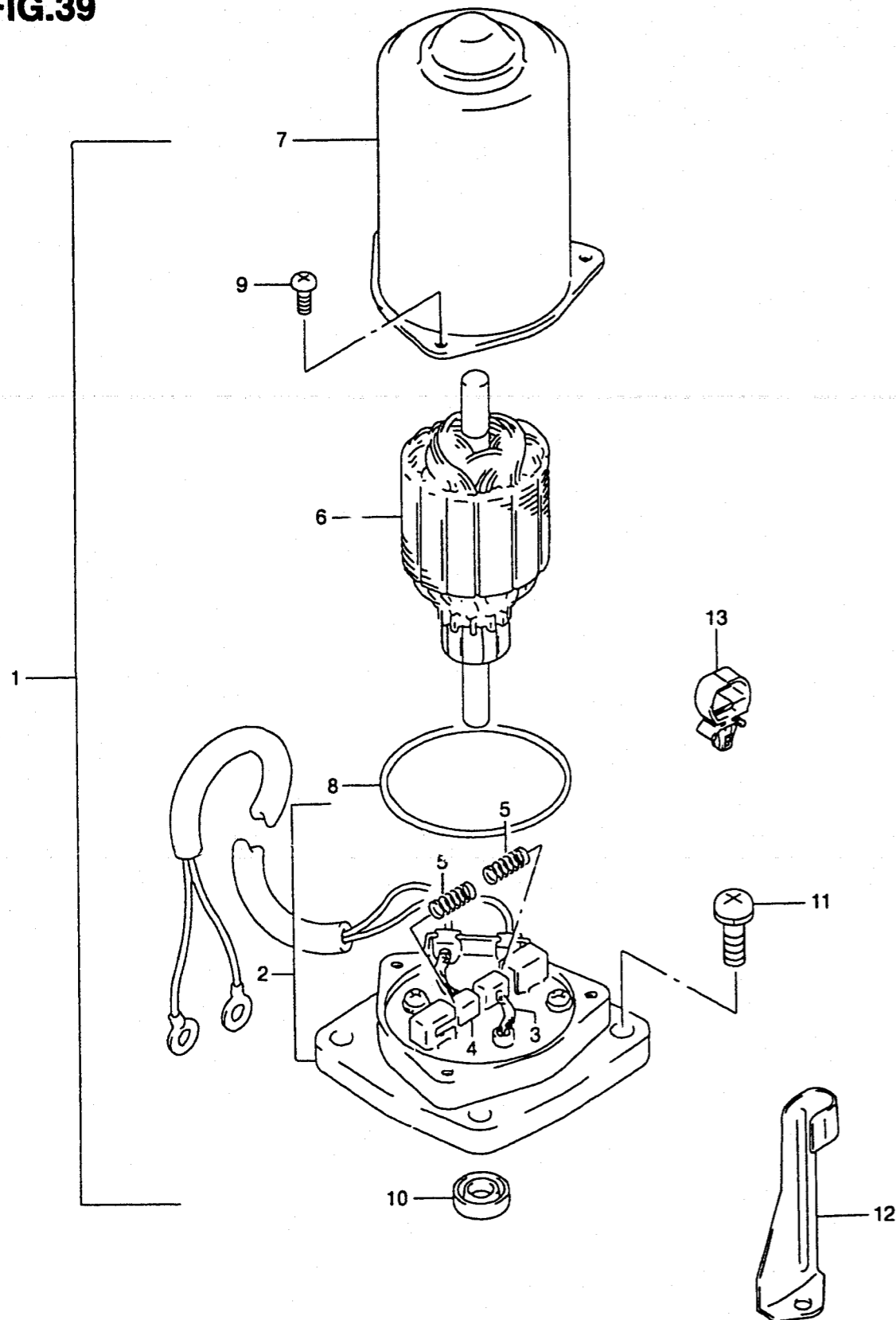
**FIG.39**

FIG.39 ( E-10)

PTT MOTOR (TYPE:T)

QTY.

REF.NO.	PART NO.	DESCRIPTION	REMARKS
1	38100-87J00-0EP	MOTOR ASSY, PTT (BLACK)	1
2	31173-87J00	.BRUSH HOLDER	1
3	31133-97E00	..BRUSH	1
4	31136-87J00	..BREAKER	1
5	31135-97E00	..SPRING	2
6	31311-87J00	..ARMATURE	1
7	31110-97E00-0EP	..YOKE ASSY (BLACK)	1
8	31123-97E00	..O RING	1
9	48593-94500	..SCREW	3
10	33799-97E00	..SEAL, OIL	1
11	48862-97E00	SCREW, MOTOR	4
12	38111-97E00	HOLDER, PTT CABLE	1
13	09403-19408	CLAMP	1

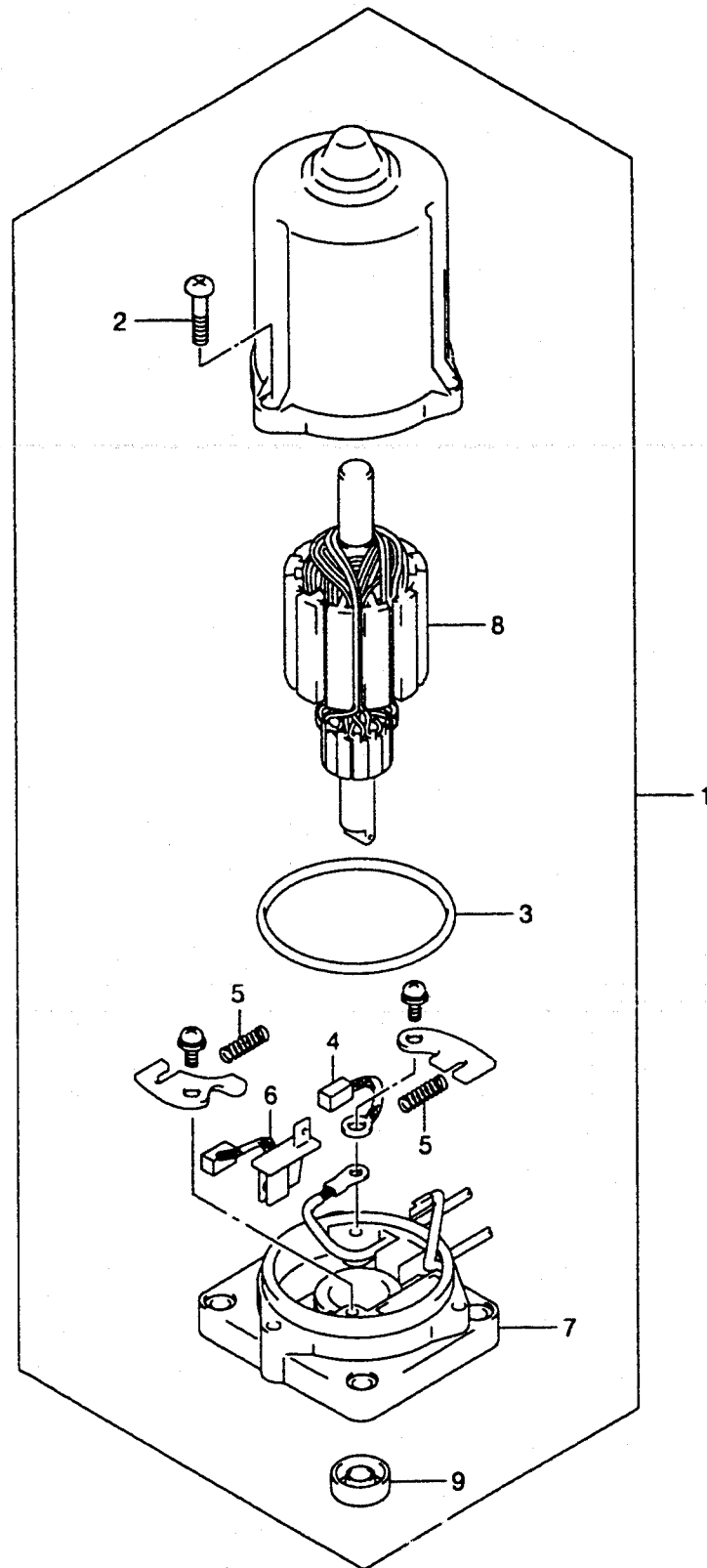


REFER TO FIG.40(E-11) FOR MODEL:01

**FIG.40**

FIG.40 ( E-11)

PTT MOTOR (TYPE:T) (MODEL:01)



REF.NO.	PART NO.	DESCRIPTION	QTY.	REMARKS
1	38100-87J10	MOTOR ASSY, PTT	1	
2	31111-87J10	.SCREW	3	
3	31123-97E00	.O RING	1	
4	31133-94900	.BRUSH	1	
5	31135-97E00	.SPRING	2	
6	31136-87J10	.BREAKER	1	
7	31173-87J10	.HOLDER ASSY, BRUSH	1	
8	31311-87J10	.ARMATURE	1	
9	33799-97E00	.SEAL, OIL	1	

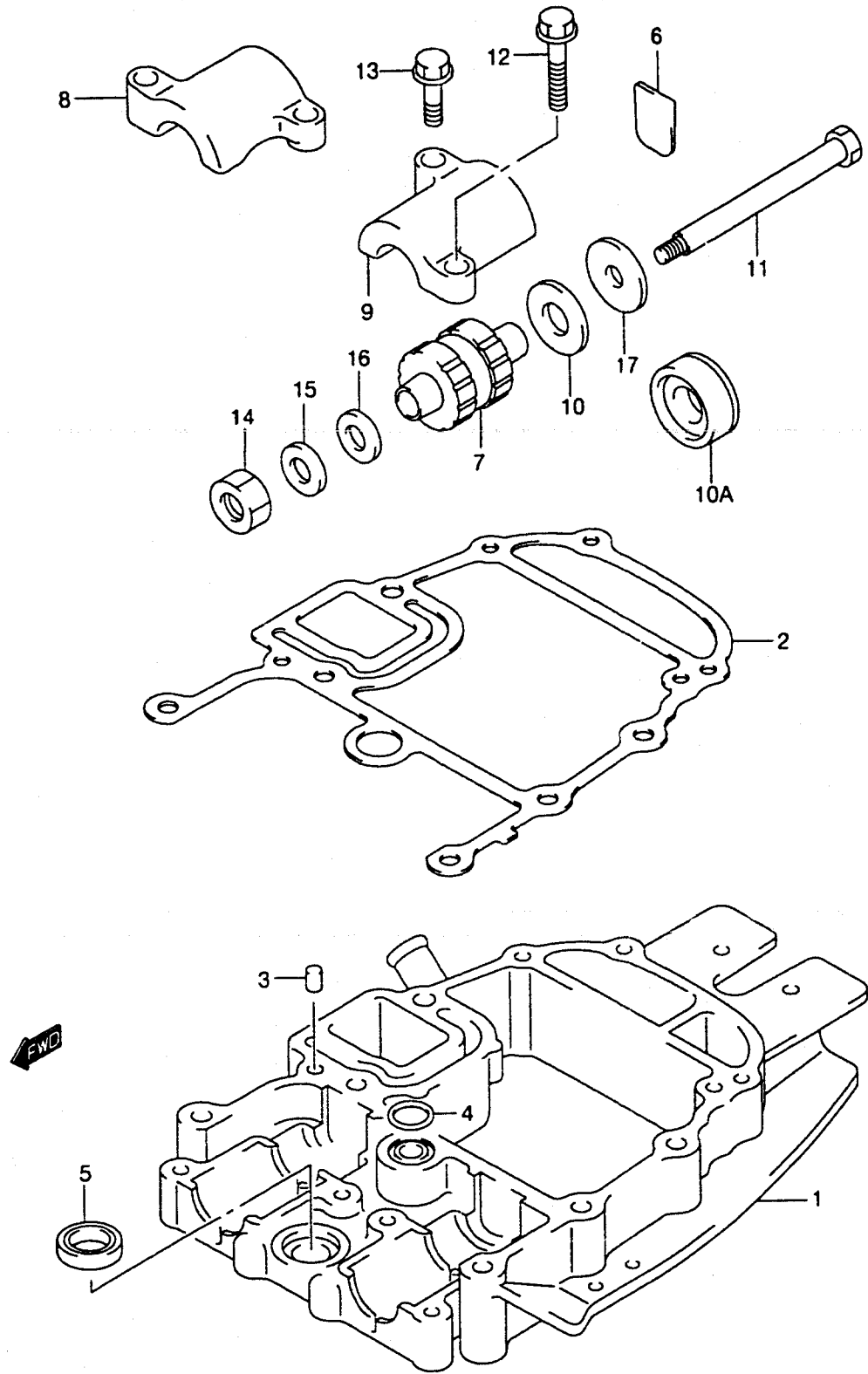
**FIG.41**

FIG.41 ( F-2)

ENGINE HOLDER

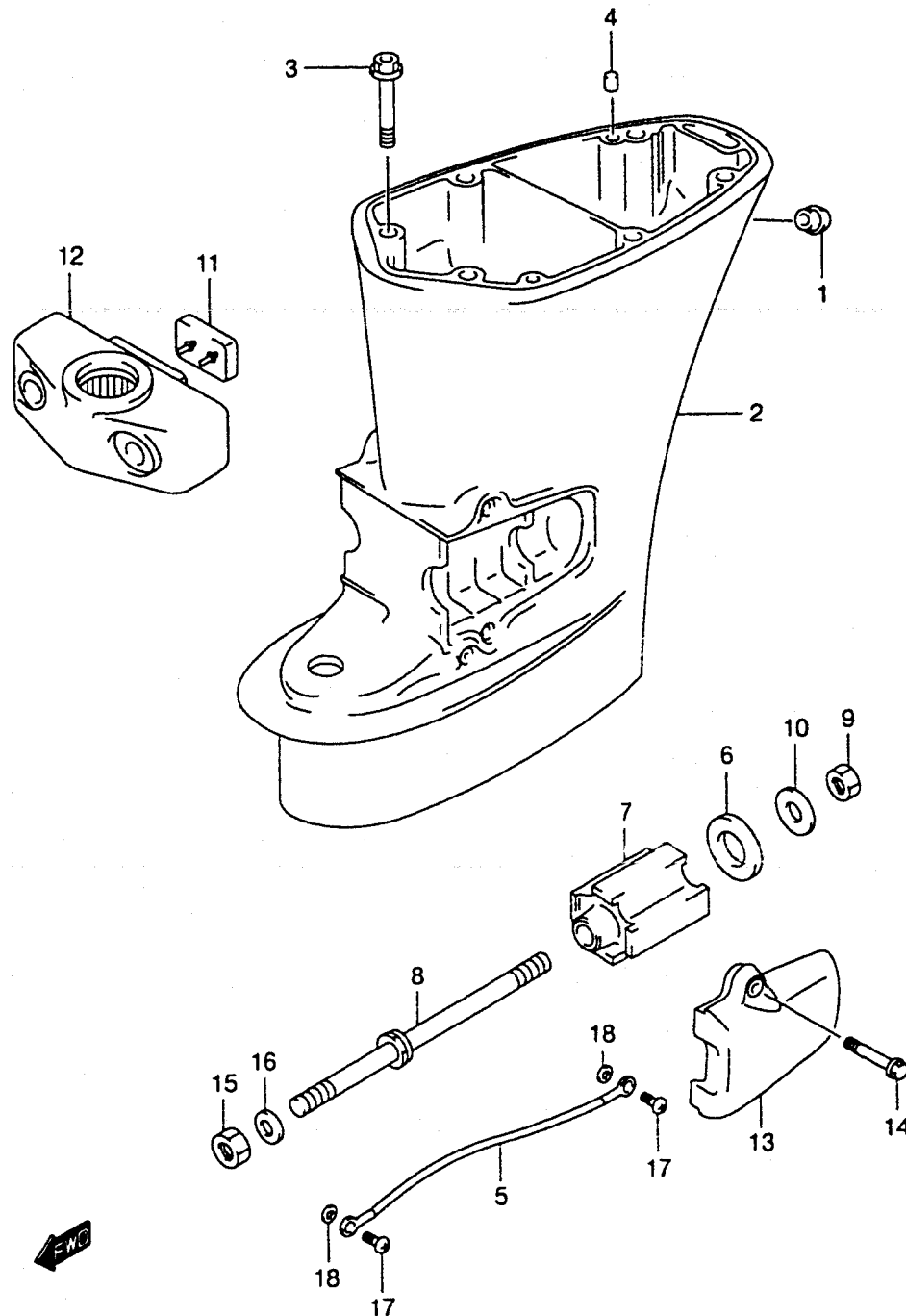
QTY.

REF.NO.	PART NO.	DESCRIPTION	QTY.	REMARKS
1	51110-87J02-0EP	HOLDER, ENGINE (BLACK)	1	
2	51211-87J00	GASKET, ENGINE HOLDER	1	
3	04221-08149	PIN	2	
4	09280-16005	O RING (D:2.4 ID:15.8)	1	
5	09282-17009	OIL SEAL	1	
6	54125-87J00	MOUNT, UPPER THRUST REVERSE	2	
7	54130-87J21	MOUNT, UPPER	2	
8-1	54148-99E00-0EP	COVER, UPPER MOUNT STBD (BLACK)	1	
8-2	54148-99E01-0EP	COVER, UPPER MOUNT STBD (BLACK)	1	MODEL:00,01
9-1	54149-99E00-0EP	COVER, UPPER MOUNT PORT (BLACK)	1	
9-2	54149-99E01-0EP	COVER, UPPER MOUNT PORT (BLACK)	1	MODEL:00,01
10	54165-94400	STOPPER, UPPER THRUST	4	
10A	54120-87J00	STOPPER, UPPER THRUST	2	DF40:032758- DF50:032787-
11-1	09100-10190	BOLT (10X145)	2	
11-2	09100-10217	BOLT (10X150)	2	DF40:032758- DF50:032787-
12	09116-08098	BOLT (8X40)	2	
13	09116-08099	BOLT (8X30)	2	
14	09159-10050	NUT	2	
15	09160-10081	WASHER (10X20X3.0)	2	
16	09160-10082	WASHER (10.5X19X2.0)	2	
17	09160-10134	WASHER	2	DF40:-032757 DF50:-032786



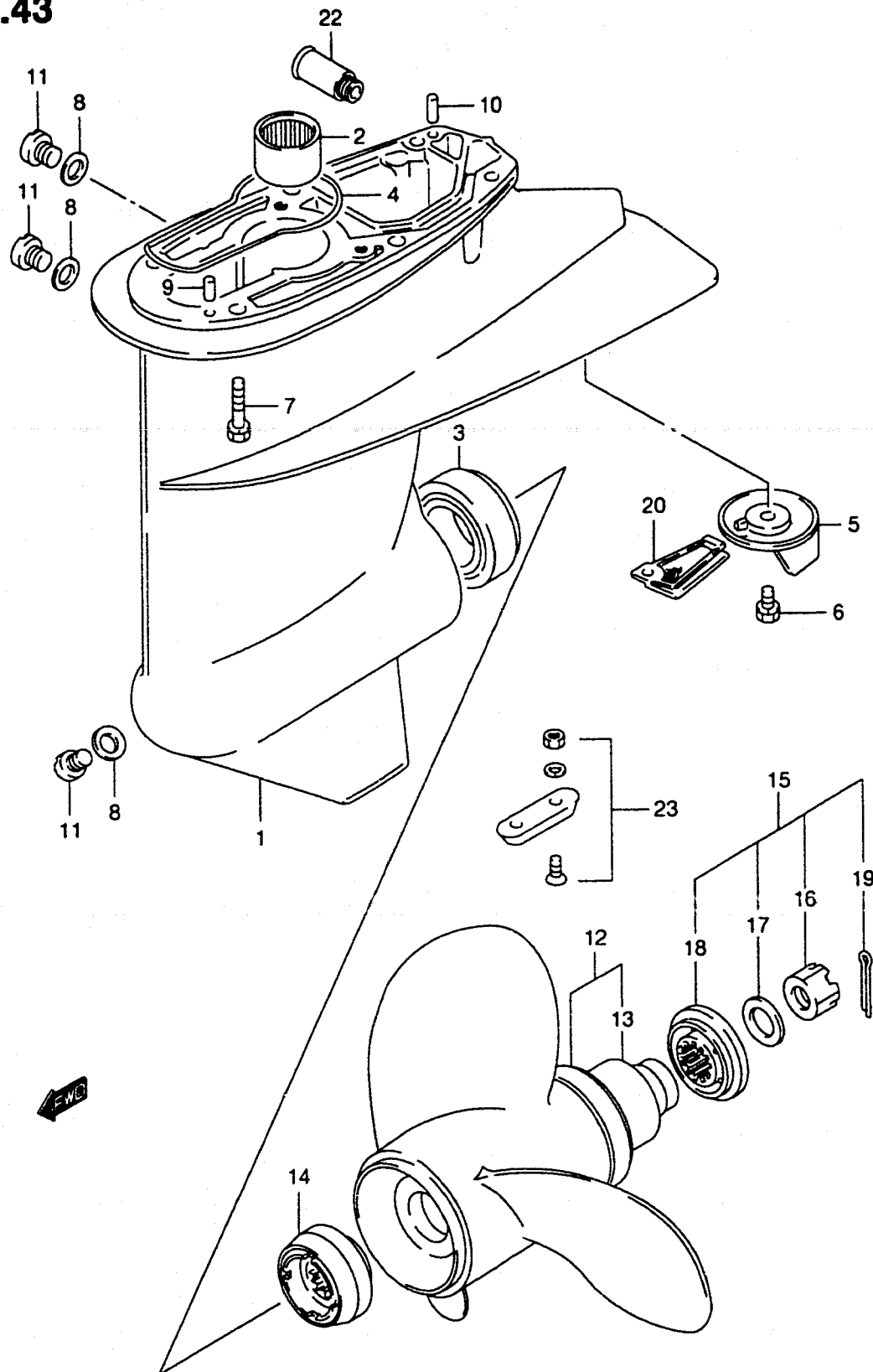
QTY.

FIG.42



REF.NO.	PART NO.	DESCRIPTION	QTY.	REMARKS
1	43112-99E00	PIPE, EXHAUST	1	
2-1	52111-87J11-0EP	HOUSING, DRIVE SHAFT (BALCK)	1	TYPE:S
2-2	52111-87J00-0EP	HOUSING, DRIVE SHAFT (BLACK)	1	TYPE:L,UL
3	09117-10034	BOLT (10X45)	6	
4-1	04221-08149	PIN	2	MODEL:99,00
4-2	09202-08006	PIN	2	MODEL:01
5	36894-94401	LEAD (MOUNT BRKT TO HSG)	1	
6	54121-87E00	DAMPER, REVERSE STOPPER LOWER	2	
7	54160-87J11	MOUNT, LOWER	2	
8-1	54166-87J10	BOLT, LOWER MOUNT	2	
8-2	54166-87J20	BOLT, LOWER MOUNT	2	MODEL:01
9	09140-12029	NUT	2	
10	09160-12065	WASHER	2	
11	54151-94400	MOUNT, LOWER THRUST	1	
12-1	54211-97E00-0EP	BRACKET, LOWER MOUNT (BLACK)	1	
12-2	54211-87J00-0EP	BRACKET, LOWER MOUNT (BLACK)	1	MODEL:01
13	54221-87J00-0EP	COVER, LOWER MOUNT (BLACK)	1	
14	09117-08071	BOLT (8X35)	4	
15	09159-12014	NUT	2	
16	09160-12066	WASHER (12.5X22X2.5)	2	
17	09125-05050	SCREW (5X8)	2	
18	09161-05114	WASHER (5.2X11X1.0)	2	

FIG.43



REF.NO.	PART NO.	DESCRIPTION	QTY.	REMARKS
1-1	55100-87J01-0EP	CASE, GEAR (BLACK)	1	
1-2	55100-87J10-0EP	CASE, GEAR (BLACK)	1	MODEL:00
1-3	55100-87J22-0EP	CASE, GEAR (BLACK)	1	MODEL:01
2	09263-22039	.BEARING, PINION	1	
3	09265-30004	.BEARING	1	
4	55122-94400	RING, GEAR CASE SEAL	1	
5	55125-95500	TAB, TRIM	1	
6	09117-08037	BOLT (8X16)	1	
7	09117-08086	BOLT (8X45)	6	
8	09168-10022	GASKET	3	
9	09202-06025	PIN (6X17)	1	
10	09202-06027	PIN (6X23)	1	
11	09248-10008	PLUG	3	
12-1	58100-94302-019	PROPELLER (3X11-1/2X9)	1	S900
12-2	58100-95212-019	PROPELLER (3X11-1/2X10)	1	S1000
12-3	58100-95222-019	PROPELLER (3X11-1/2X11)	1	S1100
12-4	58100-95393-019	PROPELLER (3X11-5/8X12)	1	S1200
12-5	58100-94313-019	PROPELLER (3X11-1/2X13)	1	S1301
12-6	58100-95353-019	PROPELLER (3X11-3/8X14)	1	S1400
12-7	58100-95363-019	PROPELLER (3X11-1/4X15)	1	S1500
12-8	58100-95373-019	PROPELLER (3X11-1/8X16)	1	S1600
13	58120-95300	.BUSH, PROPELLER	1	
14	57632-95305	STOPPER, PROPELLER BUSH	1	
15	57630-94300	PROPELLER NUT KIT	1	OPT
16	09141-18005	.NUT	1	
17	09160-18028	.WASHER	1	
18	57633-94300	.SPACER, PROPELLER NUT	1	
19	09204-03003	.PIN, COTTER	1	
20	17635-87E10	PLATE, GEAR CASE	1	OPT
21	25700-94400	KIT, GEAR CASE RE-SEALING	1	OPT DRAWING NOT SHOWN
22-1	55181-95200	ATTACHMENT, FLUSH HOSE	1	OPT
22-2	55182-95200	ATTACHMENT, FLUSH HOSE	1	OPT NOT FOR US MARKET
23	55300-95500	ZINC, PROTECTION	1	OPT

FIG.44

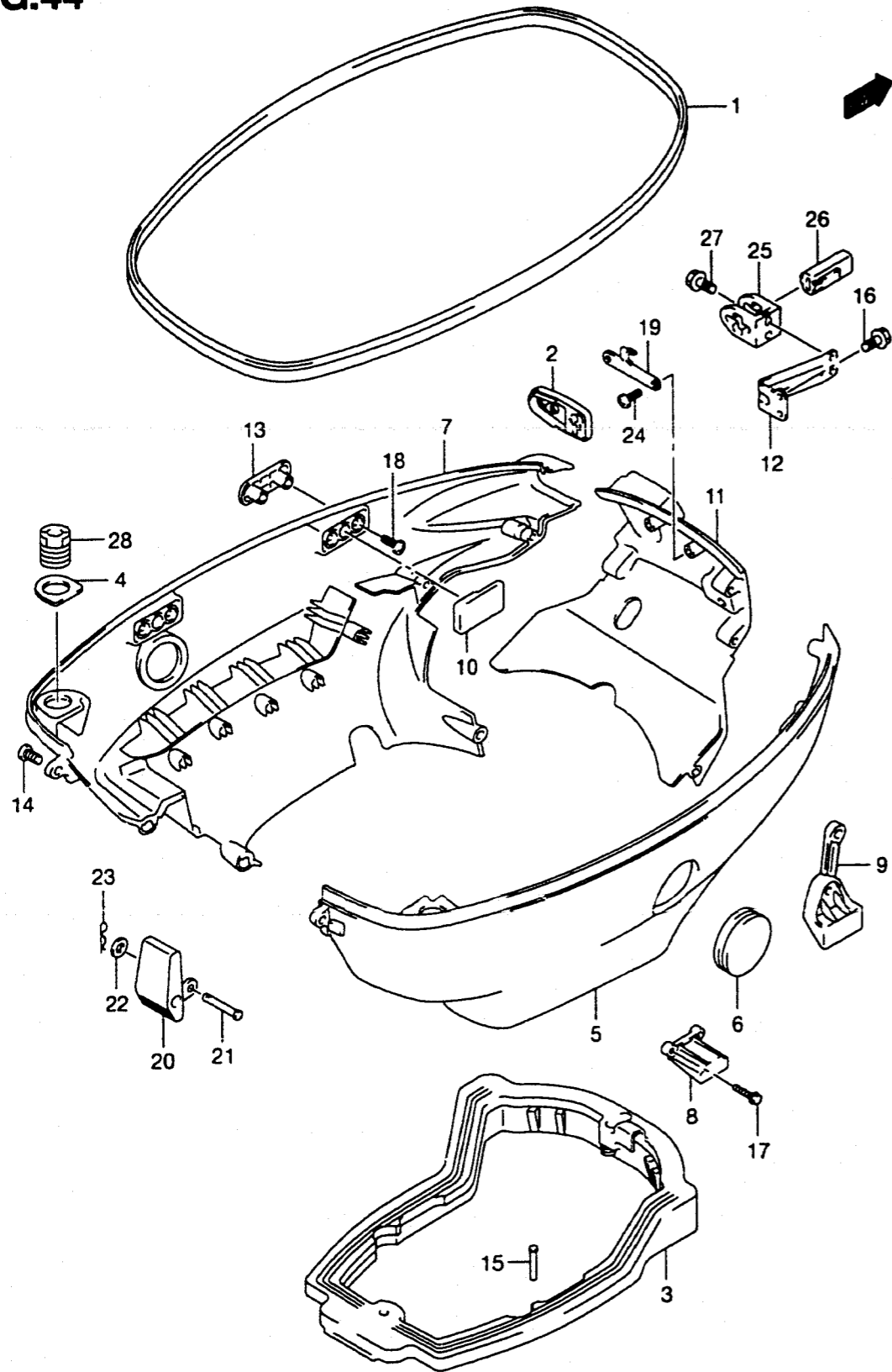


FIG.44 ( F-5)

SIDE COVER

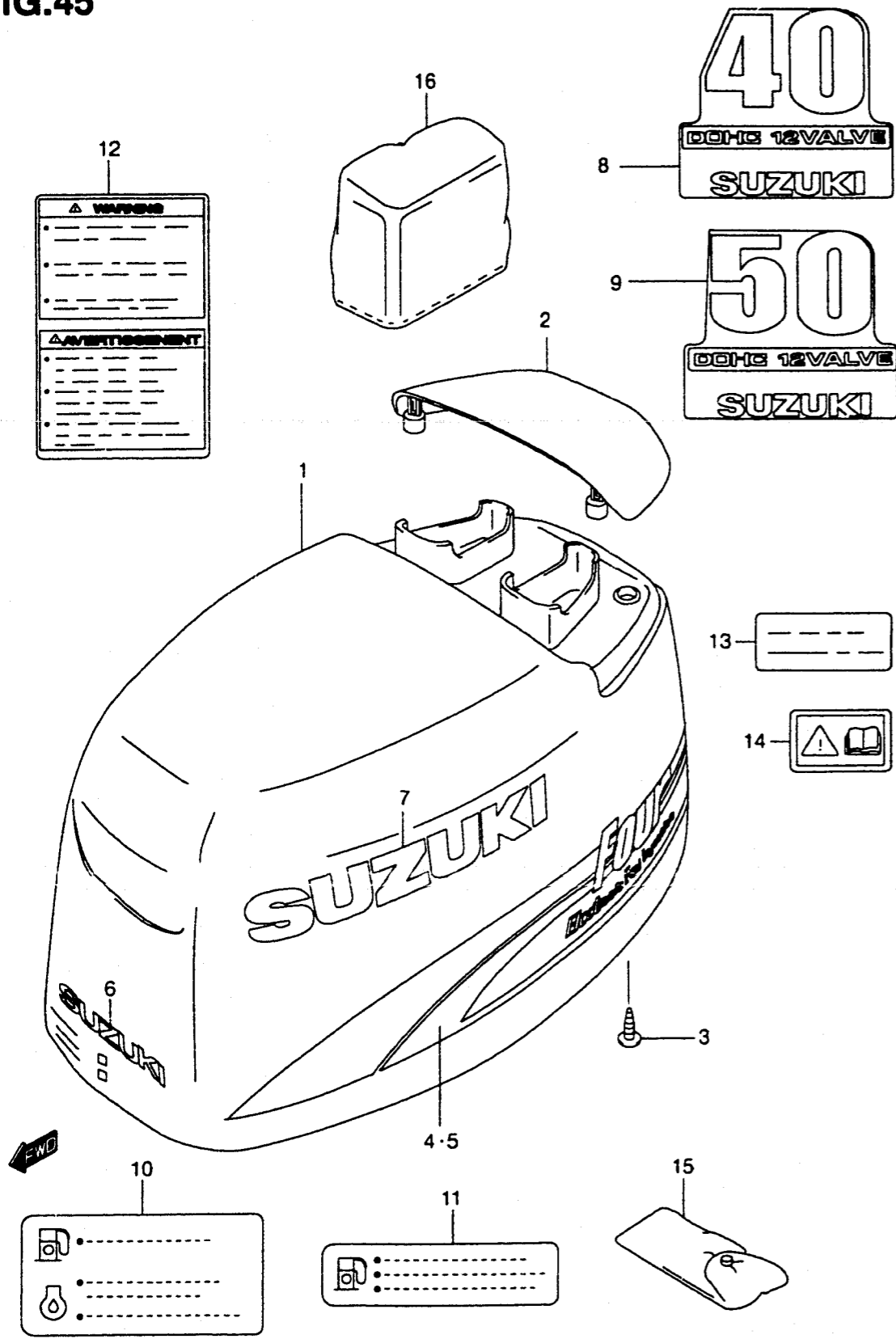
QTY.

REF.NO.	PART NO.	DESCRIPTION	QTY.	REMARKS
1	61112-87J01	RUBBER, SIDE COVER	1	
2-1	61124-87J00	GROMMET, REMOCON CABLE	1	TYPE:T
2-2	61124-87J10	GROMMET, REMOCON CABLE	1	TYPE:QH
3	61135-87J00	SEAL, SIDE COVER	1	
4	61681-87J00	HOLDER, CUSHION	2	
5	61810-87J00-0EP	COVER, SIDE STBD (BLACK)	1	
6	61817-99E00	PLUG, SIDE COVER	1	
7	61821-87J00-0EP	COVER, SIDE PORT (BLACK)	1	
8	61827-87J00	HOLDER, SIDE COVER	1	
9	61827-87J10	HOLDER, SIDE COVER	1	
10	61828-87J00	CUSHION, SIDE COVER	2	
11	61830-87J00-0EP	PANEL, FRONT (BLACK)	1	
12	61833-87J00	BRACKET, FRONT PANEL	1	
13	61851-87J00	PROTECTOR, SIDE COVER	2	
14	09136-06144	SCREW (6X30)	8	
15	09409-05302-5PK	PIN	2	
16	01550-06127	BOLT	2	
17	01550-06257	BOLT	1	DF40:-031848 DF50:-031831
18	03541-05163	SCREW	4	
19	61412-93E00	HOOK, FRONT PANEL	1	
20	61610-93900	FASTENER	1	
21	61616-93E00	PIN	1	
22	09161-04012	WASHER	1	
23	09385-04003	PIN	1	
24	03512-05163	SCREW	2	
25	67341-99E00	HOLDER, REMOCON CABLE	1	
26	67343-99E00	STOPPER, REMOCON CABLE	1	
27	01550-06207	BOLT, REMOCON HOLDER	2	
28	72372-82000	CUSHION	2	



FIG.45

QTY.



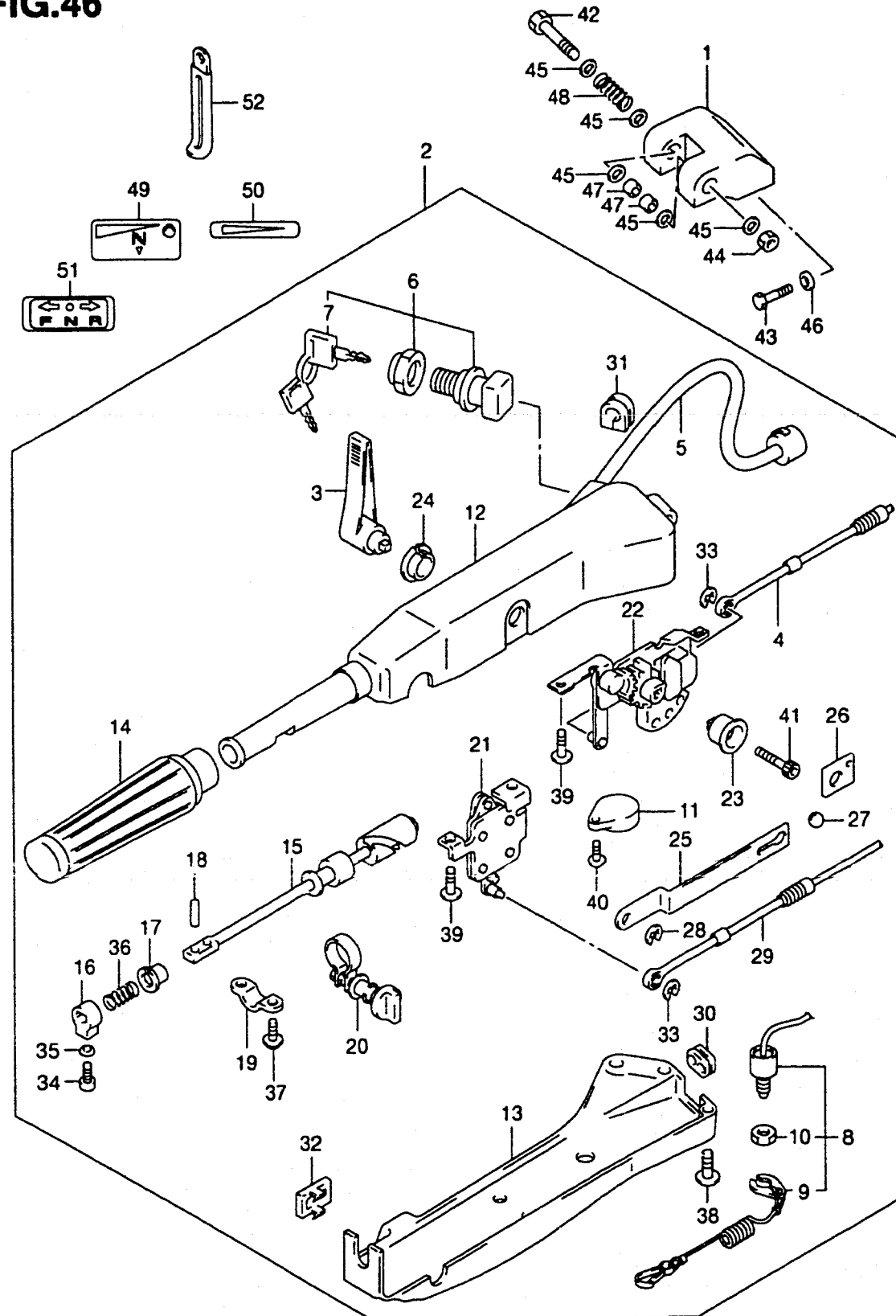
REF.NO.	PART NO.	DESCRIPTION	QTY.	REMARKS
1	61400-87Y00-0EP	COVER SET, ENGINE (BLACK)	1	
2	61431-87J00-0EP	.HANDLE, TILT UP (BLACK)	1	
3	03542-06163	.SCREW	4	
4	61443-87J00	.STRIPE, STBD	1	
5	61453-87J00	.STRIPE, PORT	1	
6	68271-43400-Y2D	.MARK, EMBLEM FRONT (SILVER)	1	
7	68681-17C00-Y2D	.MARK, EMBLEM SIDE (SILVER)	2	
8	61435-87J00	MARK, EMBLEM REAR	1	DF40
9	61435-87J10	MARK, EMBLEM REAR	1	DF50
10	69716-99E00	LABEL, FUEL LIMITATION	1	
11	69716-99E10	LABEL, FUEL LIMITATION	1	MODEL:01
12-1	61458-99E10	LABEL, ENGINE COVER	1	
12-2	61458-99E30	LABEL, ENGINE COVER	1	MODEL:01
13	69713-93E00	LABEL, STORAGE POSITION	1	MODEL:99
14	69712-93E00	LABEL, CAUTION	1	MODEL:99
15	09800-81810	TOOL SET	1	
16	68110-94510	COVER, WEATHER	1	OPT NOT FOR US MARKET

**FIG.46**

FIG.46 ( F-7)

TILLER HANDLE (TYPE:QH)

QTY.



REF.NO.	PART NO.	DESCRIPTION	REMARKS
1	43761-87J01-0EP	BRACKET, TILLER HANDLE (BLACK)	1
2	63110-87J04-0EP	HANDLE ASSY, TILLER (BLACK)	1
3	21111-87J00-0EP	.LEVER, CLUTCH (BLACK)	1
4	23230-87J00	.CABLE, CLUTCH	1
5	36620-87J00	.WIRE, HANDLE	1
6	37110-87J00	.SWITCH, IGNITION	1
7-1	37141-92E00	..KEY (11)	1
7-2	37141-92E10	..KEY (12)	1
7-3	37141-92E20	..KEY (13)	1
7-4	37141-92E30	..KEY (14)	1
7-5	37141-92E40	..KEY (15)	1
7-6	37141-92E50	..KEY (16)	1
7-7	37141-92E60	..KEY (17)	1
7-8	37141-92E70	..KEY (18)	1
7-9	37141-92E80	..KEY (19)	1
7-10	37141-92E90	..KEY (20)	1
8	37820-92E00	.SWITCH, EMERGENCY	1
9	37823-92E00	..PLATE, LOCK	1
10	37826-92E00	..NUT	1
11	38500-92X50	.BUZZER	1
12	63111-87J02-0EP	.HOUSING, TILLER HANDLE	1
13	63121-87J01	.COVER, LOWER	1
14	63210-93E30	.GRIP, HANDLE	1
15	63221-87J00	.ROD, HANDLE	1
16	63223-92D00	.STOPPER, HANDLE ROD	1
17	63225-93200	.BUSH, HANDLE ROD	1
18	63227-93200	.PIN, HANDLE ROD	1
19	63235-87J00	.PLATE, HANDLE ROD	1
20	63240-87J00	.ADJUSTER, HANDLE GRIP	1
21	63250-87J01	.LINK, THROTTLE	1
22	63260-87J02	.LINK, CLUTCH	1
23	63261-87J00	.SPACER, CLUTCH LINK	1
24	63262-87J00	.BUSH, CLUTCH LEVER	1
25	63271-87J10	.PLATE, LOCK	1
26	63272-87J00	.PLATE, BALL GUIDE	1

**FIG.46**

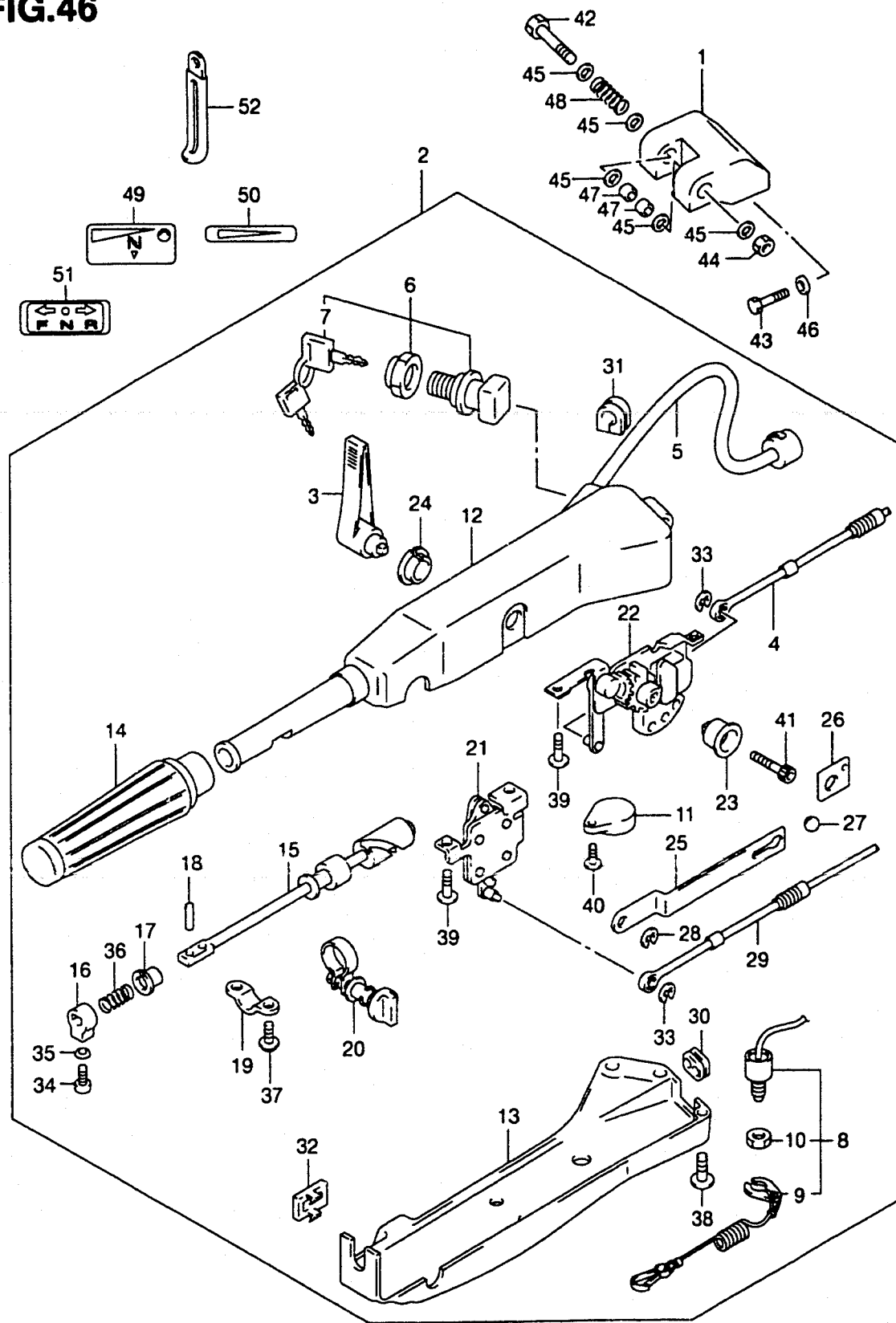


FIG.46 ( F-8)

TILLER HANDLE (TYPE:QH)

QTY.

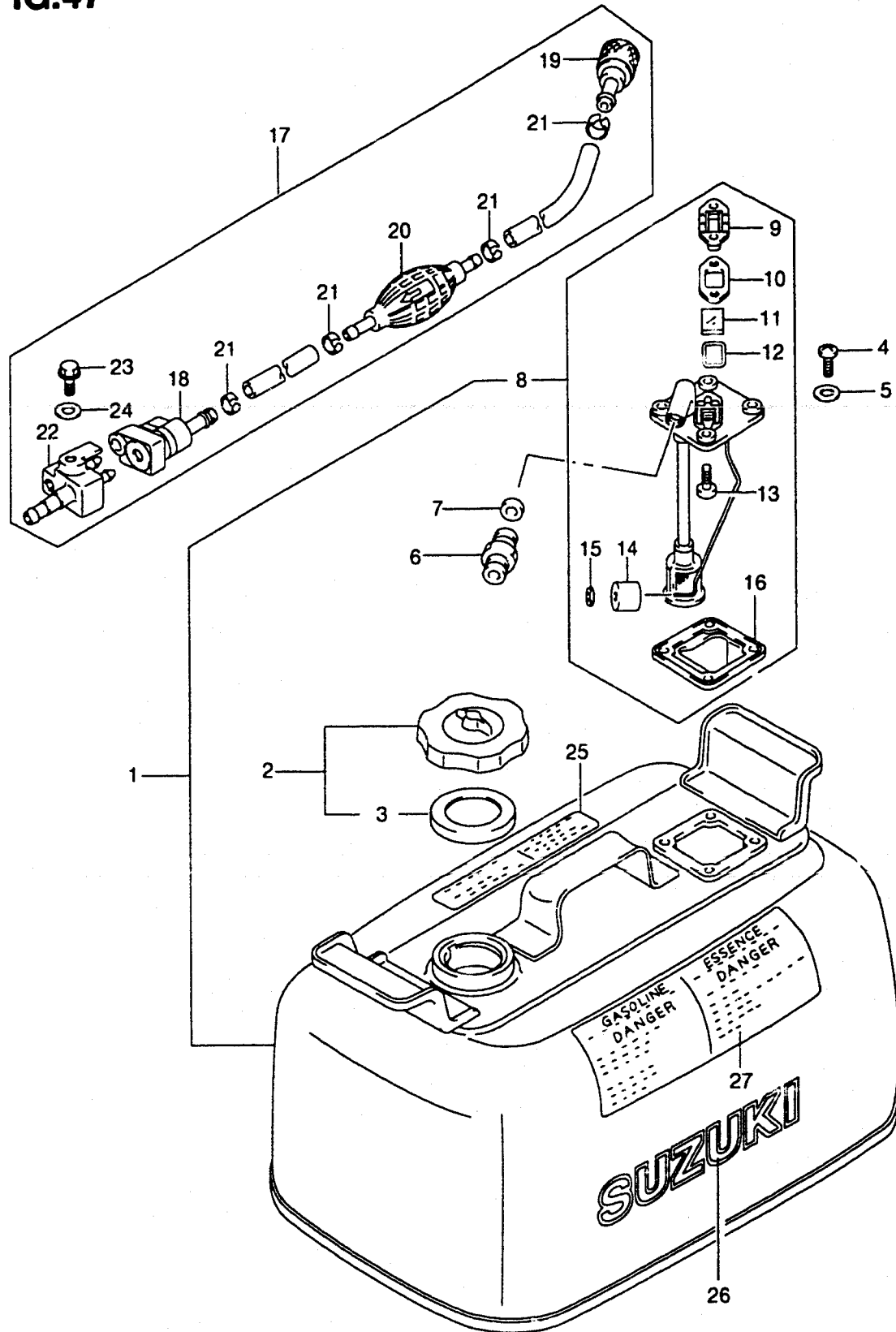
REF.NO.	PART NO.	DESCRIPTION	REMARKS
27	63273-87J00	.BALL	1
28	63274-87J00	.E RING	1
29	63610-87J00	.CABLE, THROTTLE	1
30	63625-87J00	.GROMMET, THROTTLE CABLE	1
31	63626-87J01	.GROMMET, HANDLE WIRE	1
32	67263-87J00	.COVER, TRIM SW	1
33	67292-87J00	.E RING	1
34	09126-06015	.SCREW	1
35	09163-06001	.WASHER, HANDLE GRIP	1
36	09440-12027	.SPRING, HANDLE ROD	1
37	09136-05008	.SCREW (5X12)	2
38	09125-05047	.SCREW (5X14)	6
39	09125-06069	.SCREW (6X12)	4
40	02142-05207	.SCREW	1
41	09106-08099	.BOLT (8X50)	1
42	09100-10264	BOLT (10X80)	1
43	09100-10155	BOLT (10X50)	2
44	09159-10050	NUT	1
45	09160-10097	WASHER	4
46	09162-10005	WASHER	2
47	09306-10009	BUSH	3
48	09440-22008	SPRING	1
49	69714-93E10	MARK, ENGINE START	1 MODEL:99
50	63215-93110	MARK, HANDLE GRIP	1
51	21131-96003	MARK, CLUTCH SHIFT	1
52	09404-10205	CLAMP	1

FIG.47

FIG.47 ( F-9)

FUEL TANK

QTY.

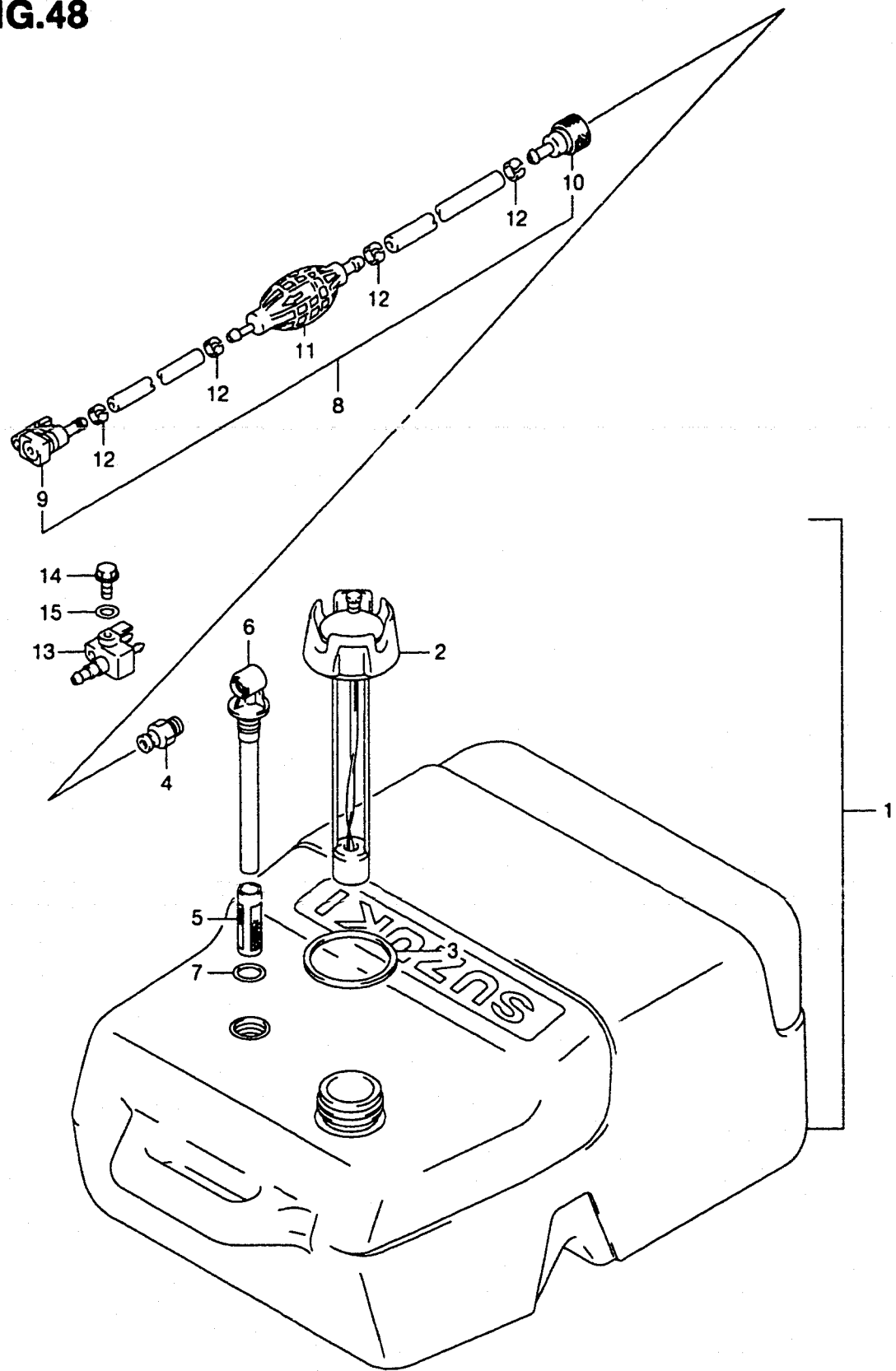


REF.NO.	PART NO.	DESCRIPTION	QTY.	REMARKS
1	65800-92823	TANK SET, FUEL (24L)	1	NOT USED IN US MARKET
2	65510-92D00	.CAP ASSY, SEPARATE TANK	1	↓ NOT USED IN US MARKET
3	65561-92D00	..GASKET, TANK CAP	1	
4	02142-06167	..SCREW	4	
5	09168-06026	..WASHER	4	
6	65740-95500	..CONNECTOR, FUEL	1	
7	09168-12015	..GASKET, CONNECTOR	1	
8	65850-92D01	..GAUGE ASSY, FUEL	1	
9	65855-92D10	..COVER, GAUGE	1	
10	65854-92D20	..GASKET	1	
11	65853-92D00	..LENS	1	
12	65854-92D30	..GASKET, LENS	1	
13	03222-04083	..SCREW	2	
14	65864-92D00	..FLOAT	1	
15	65866-92D00	..NUT, PUSH	1	
16	65871-92D00	..GASKET, FUEL	1	
17	65700-87J10	HOSE, FUEL	1	
18	65750-87J10	..SOCKET, FUEL HOSE	1	
19	65750-95500	..SOCKET, FUEL HOSE	1	
20	65770-95504	..PUMP, SQUEEZE	1	
21	65781-98500	..CLIP	4	
22	65720-986B0	PLUG, FUEL CONNECTOR	1	
23	65729-986B0	BOLT, FUEL CONNECTOR PLUG	1	
24	09160-06085	WASHER	1	
25	65317-95260	MARK, FUEL CAPACITY (24L)	1	
26	61441-98500	MARK, ORNAMENT	1	
27	65316-93331	MARK, FUEL CAUTION	1	

**FIG.48**

FIG.48 ( F-10)

FUEL TANK (PLASTIC)



REF.NO.	PART NO.	DESCRIPTION	QTY.	REMARKS
1	65000-95D01	TANK, FUEL (25L)	1	
2	65520-95D00	.CAP	1	
3	65561-95D00	.GASKET	1	
4	65740-95D01	.PLUG	1	
5	65831-95D00	.FILTER, OUTLET	1	
6	65890-95D00	.OUTLET ASSY	1	
7	65892-95D00	.O RING	1	
8	65700-87J10	HOSE, FUEL	1	
9	65750-87J10	.SOCKET	1	
10	65750-95500	.SOCKET	1	
11	65770-95504	.PUMP, SQUEEZE	1	
12	65781-98500	.CLIP	4	
13	65720-986B0	PLUG, FUEL CONNECTOR	1	
14	65729-986B0	BOLT, FUEL CONNECTOR PLUG	1	
15	09160-06085	WASHER	1	

REF.NO.	PART NO.	DESCRIPTION	QTY.	REMARKS
1	41161-94400	SEAL, STEERING CABLE	1	
2	67701-87J00	LINK, DRAG	1	
3	67721-87J00	.SPACER	1	
4	67725-99E00	.BOLT, DRAG LINK	1	
5	67726-99E00	.NUT	2	
6	67728-99E00	.WASHER	4	
7	67600-95200	TIE-ROD ASSY	1	OPT. NOT FOR U.S. MARKET
8	67467-89J01	CONNECTOR, REMOCON CABLE	2	
9	09385-06012	CLIP	2	
10	09160-06055	WASHER (7X12X1.0)	2	

FIG.49

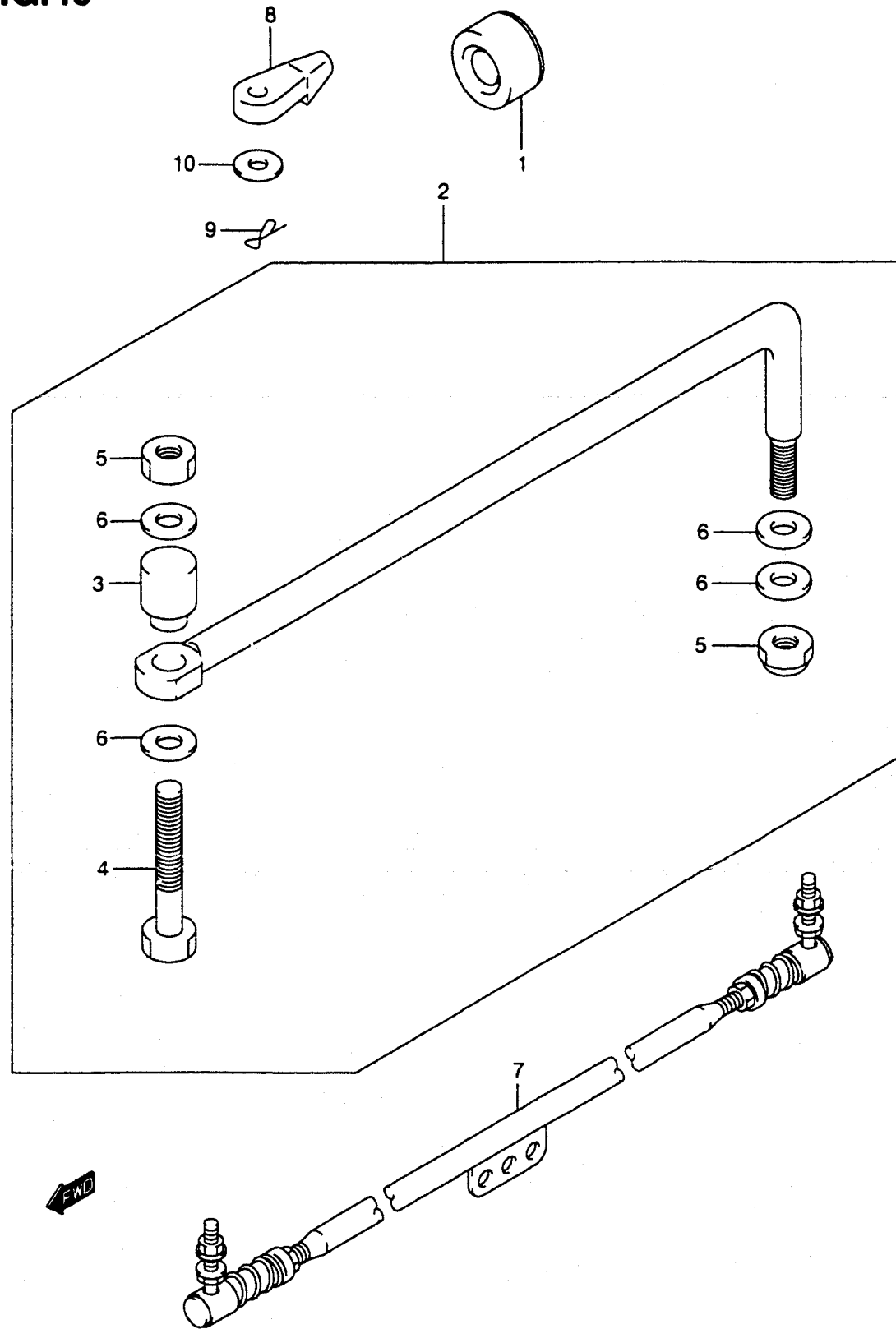
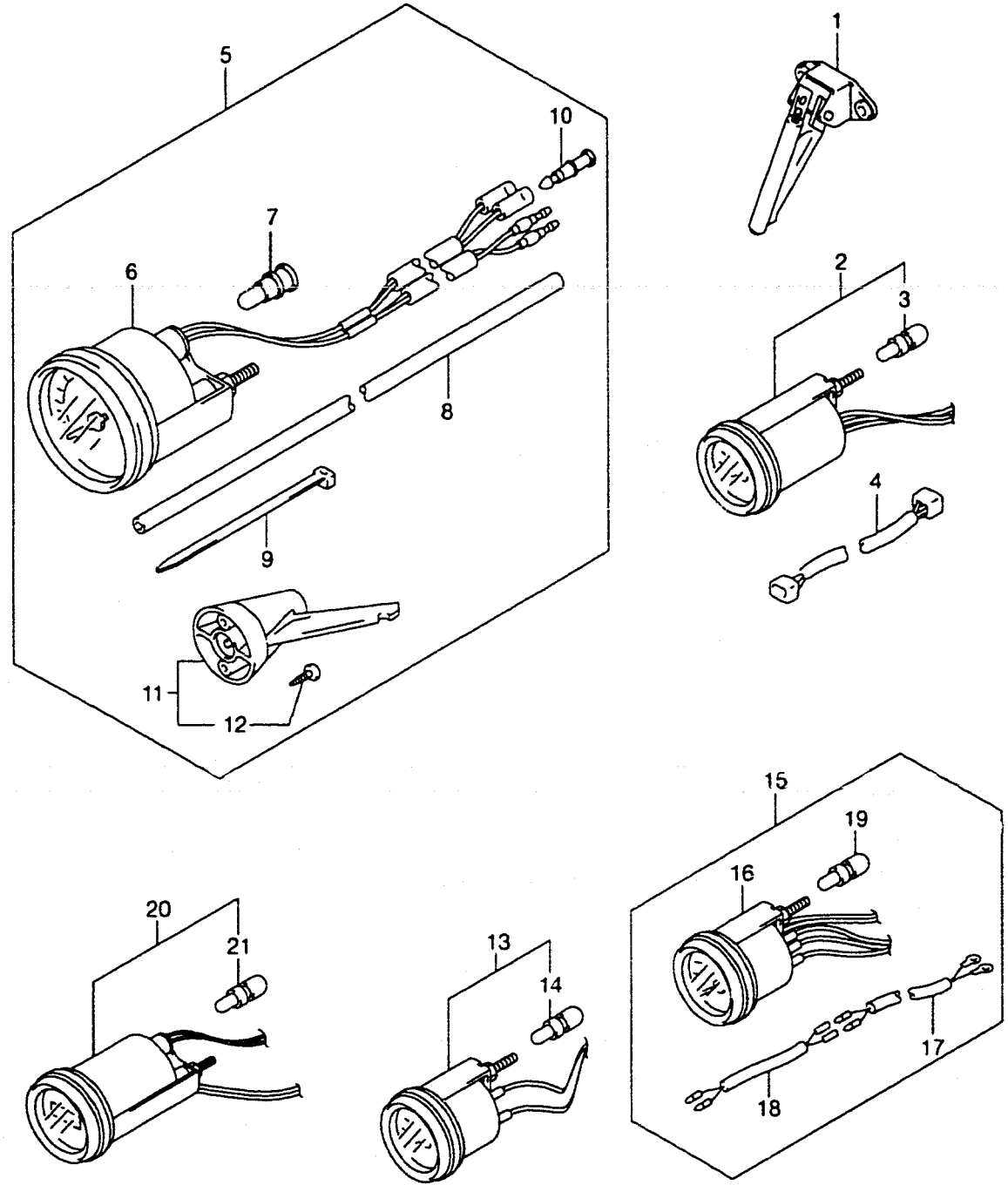


FIG.50



REF.NO.	PART NO.	DESCRIPTION	QTY.	REMARKS
1	34190-87D00	SENDER ASSY, SPEEDOMETER	1	
2	34800-92E00	METER ASSY, TRIM	1	
3	09471-12180	.BULB	1	
4	36682-92E00	WIRE, TRIM GAUGE EXT	1	
5-1	34102-92E00	SPEEDOMETER SET	1	MAX 130KM/H NOT FOR U.S. MARKET
5-2	34102-92E10	SPEEDOMETER SET	1	MAX 80KM/H NOT FOR U.S. MARKET
5-3	34102-92E20	SPEEDOMETER SET	1	MAX 45KNOTS NOT FOR U.S. MARKET
6-1	34100-92E00	.SPEEDOMETER	1	MAX 80MPH
6-2	34100-92E10	.SPEEDOMETER	1	MAX 50MPH
6-3	34100-92E20	.SPEEDOMETER	1	MAX 45KNOTS NOT FOR U.S. MARKET
7	09471-12179	.BULB	1	
8	34191-92E00	.TUBE	1	
9	09407-14407	.BAND	2	
10	36615-96300	.TERMINAL, RESIN	2	
11	34190-95500	.SENDER ASSY, SPEEDOMETER	1	NOT FOR U.S. MARKET
12	03112-06303	.SCREW	2	NOT FOR U.S. MARKET
13	34600-92E00	METER ASSY, VOLTAGE	1	
14	09471-12180	.BULB	1	
15	34300-92E00	GAUGE ASSY, FUEL	1	
16	34320-92E00	.GAUGE, FUEL	1	
17	34310-92E00	.LEAD, FUEL GAUGE	1	
18	34360-92E00	.ADAPTER, FUEL GAUGE	1	
19	09471-12180	.BULB	1	
20	34500-92E00	METER ASSY, HOUR	1	
21	09471-12180	.BULB	1	

FIG.51

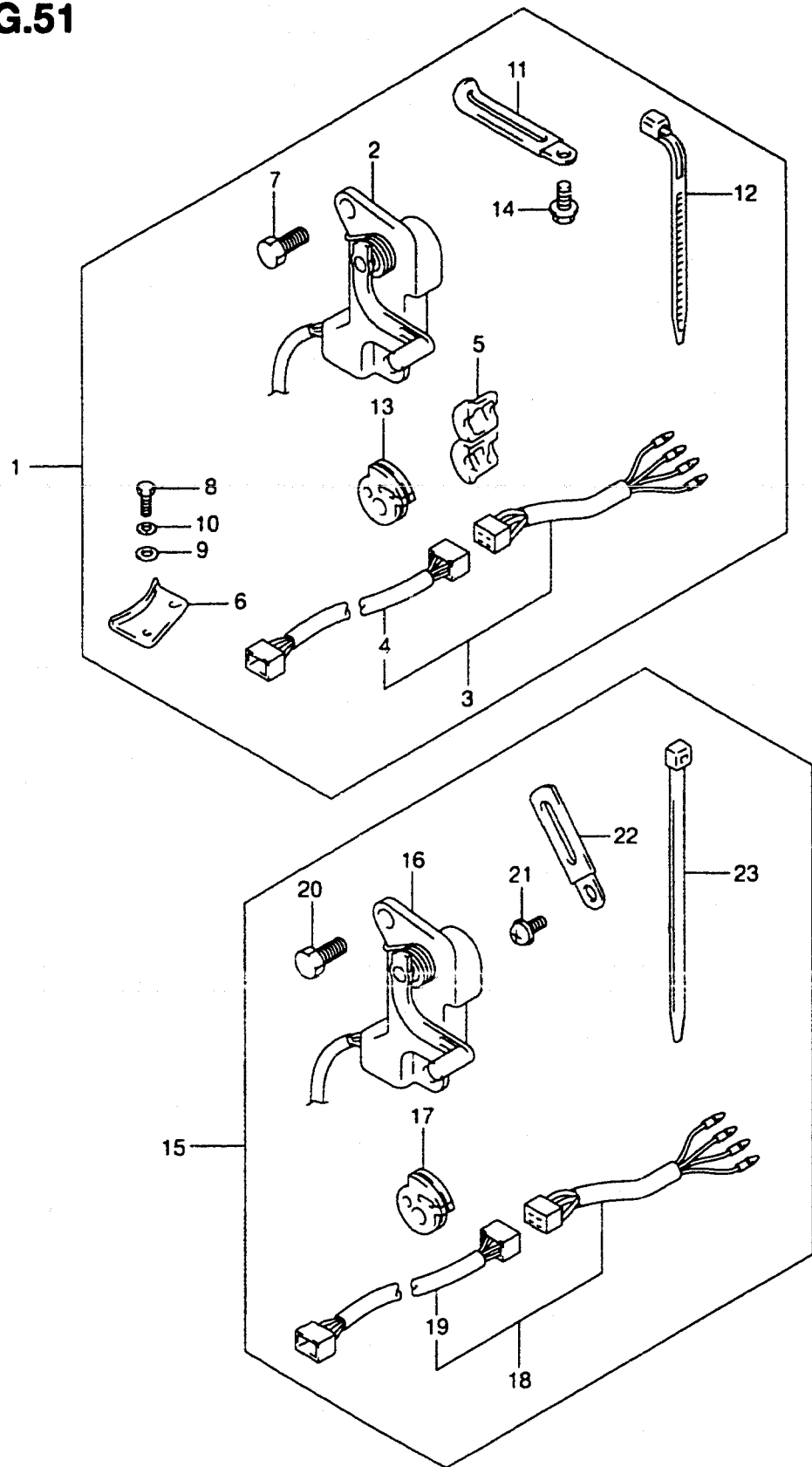


FIG.51 ( G-3)

OPT:TRIM SENDER

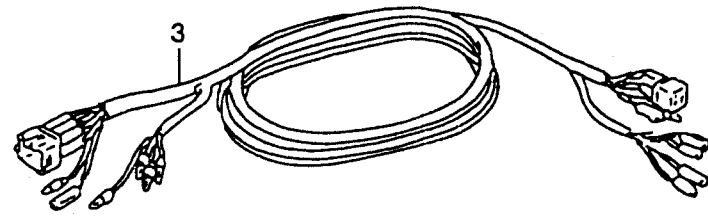
REF.NO.	PART NO.	DESCRIPTION	QTY.	REMARKS
1	34804-94701	SENDER SET, TRIM	1	
2	34801-94700	.TRIM, SENDER	1	
3	36680-92E00	.WIRE, TRIM METER EXT & ADP	1	L:7000
4	36682-92E00	.WIRE, TRIM GAUGE EXT	1	L:6500
5	34803-94500	.GROMMET, TRIM SENDER LEAD	1	
6	34802-95302	.ATTACHMENT, PTT	1	
7	09100-06113	.BOLT (6X16)	2	
8	09100-06131	.BOLT (6X12)	2	
9	09160-06082	.WASHER	2	
10	09162-06006	.LOCK WASHER	2	
11	09404-06432	.CLAMP	1	
12-1	09407-14403	.CLAMP	1	
12-2	09407-14407	.CLAMP	1	
13	36658-95600	.GROMMET	1	
14	02162-06127	.BOLT	1	
15	34804-94711	SENDER SET, TRIM	1	MODEL:01
16	34801-94710	.SENDER ASSY, TRIM	1	MODEL:01
17	36658-95600	.GROMMET	1	MODEL:01
18	36680-92E00	.WIRE, TRIM METER EXT	1	MODEL:01
19	36682-92E00	.WIRE, TRIM GAUGE EXT	1	MODEL:01
20	09100-06113	.BOLT	2	MODEL:01
21	09125-06063	.SCREW	1	MODEL:01
22	09404-06432	.CLAMP	1	MODEL:01
23-1	09407-14403	.CLAMP	1	MODEL:01
23-2	09407-14407	.CLAMP	1	MODEL:01



**FIG.52**

FIG.52 ( G-4)

OPT:HARNESS



REF.NO.	PART NO.	DESCRIPTION	QTY.	REMARKS
1-1	36620-87D20	HARNESS ASSY, EXTENSION (L)	1	L:5000
1-2	36620-95302	HARNESS ASSY, EXTENSION (S)	1	L:2000
2	36631-94300	.CAP	1	
3-1	36660-94400	WIRE, SENDER EXTENSION (L)	1	L:6500
3-2	36660-94480	WIRE, SENDER EXTENSION (S)	1	L:2000
4	36990-87D00	TERMINAL & SLEEVE SET	1	
5	36820-95560	LEAD, NEUTRAL SW	1	L:700
6	34109-94500	LEAD, METER EXTENSION	1	L:1600
7	34711-99E00	WIRE, ADAPTER TO MONITOR	1	STD
8	36661-99E00	WIRE, ADAPTER TO ENGINE	1	STD

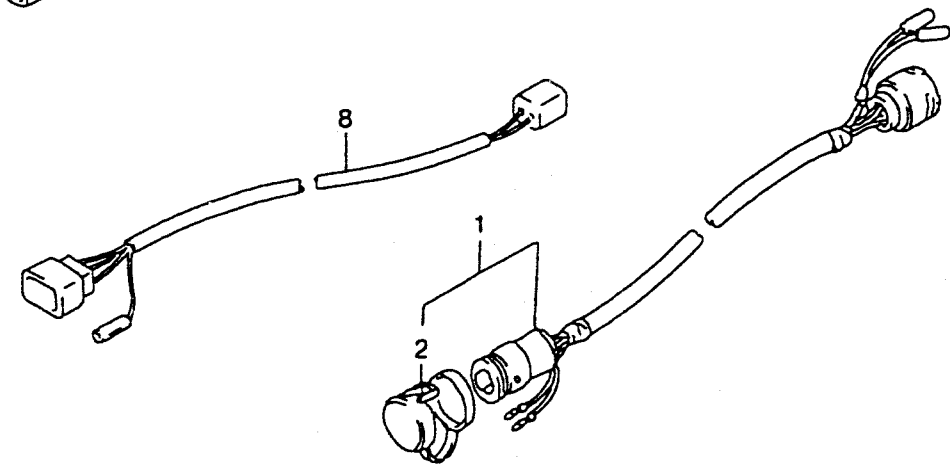
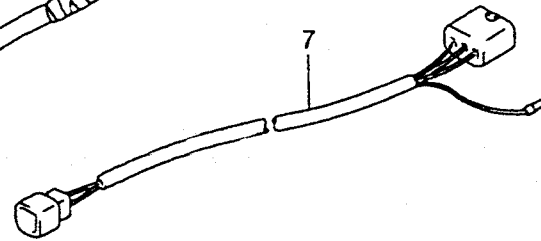
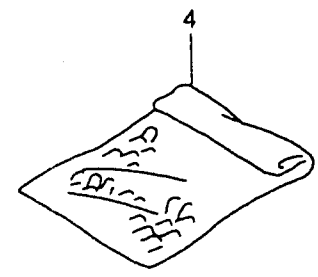
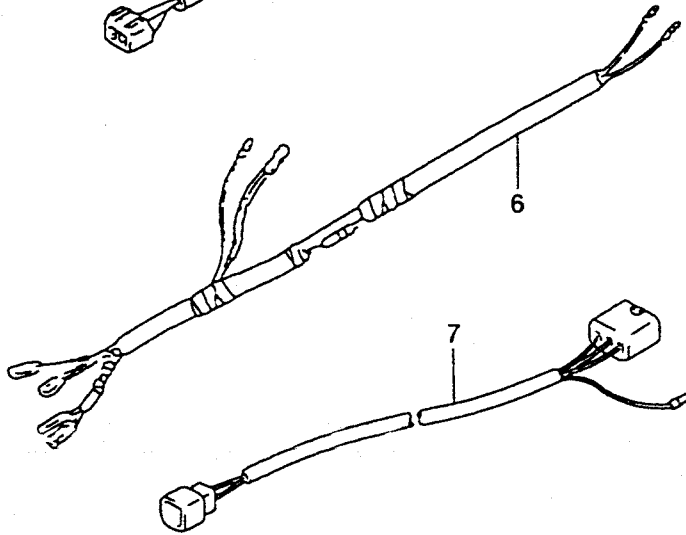
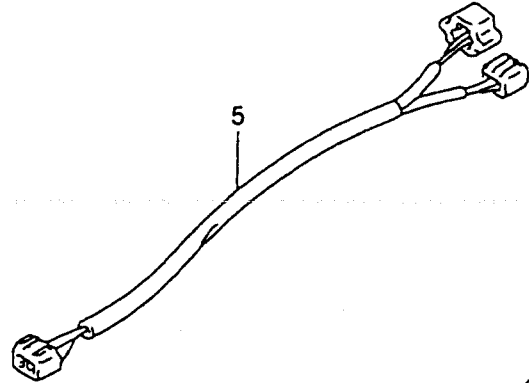
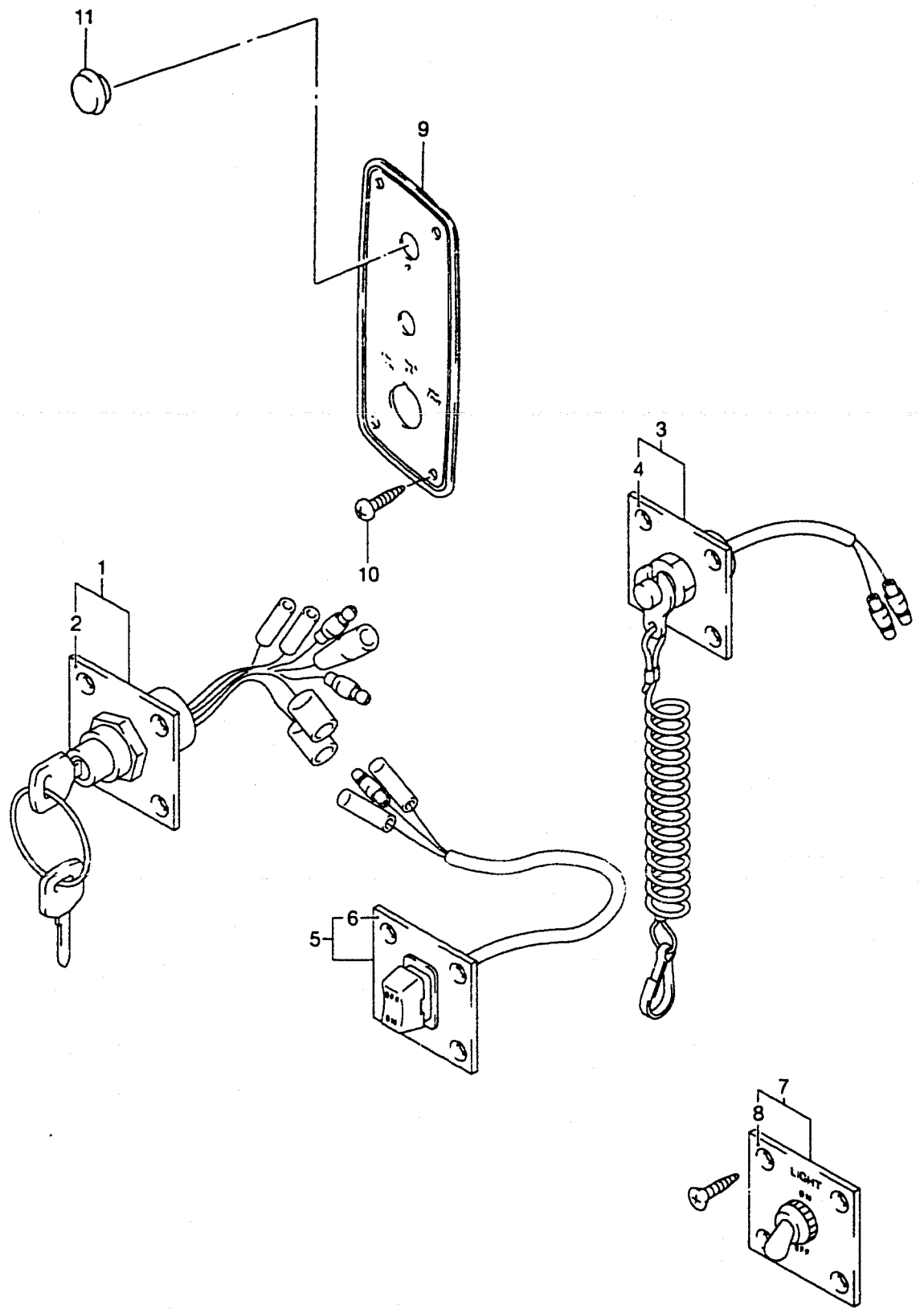


FIG.53

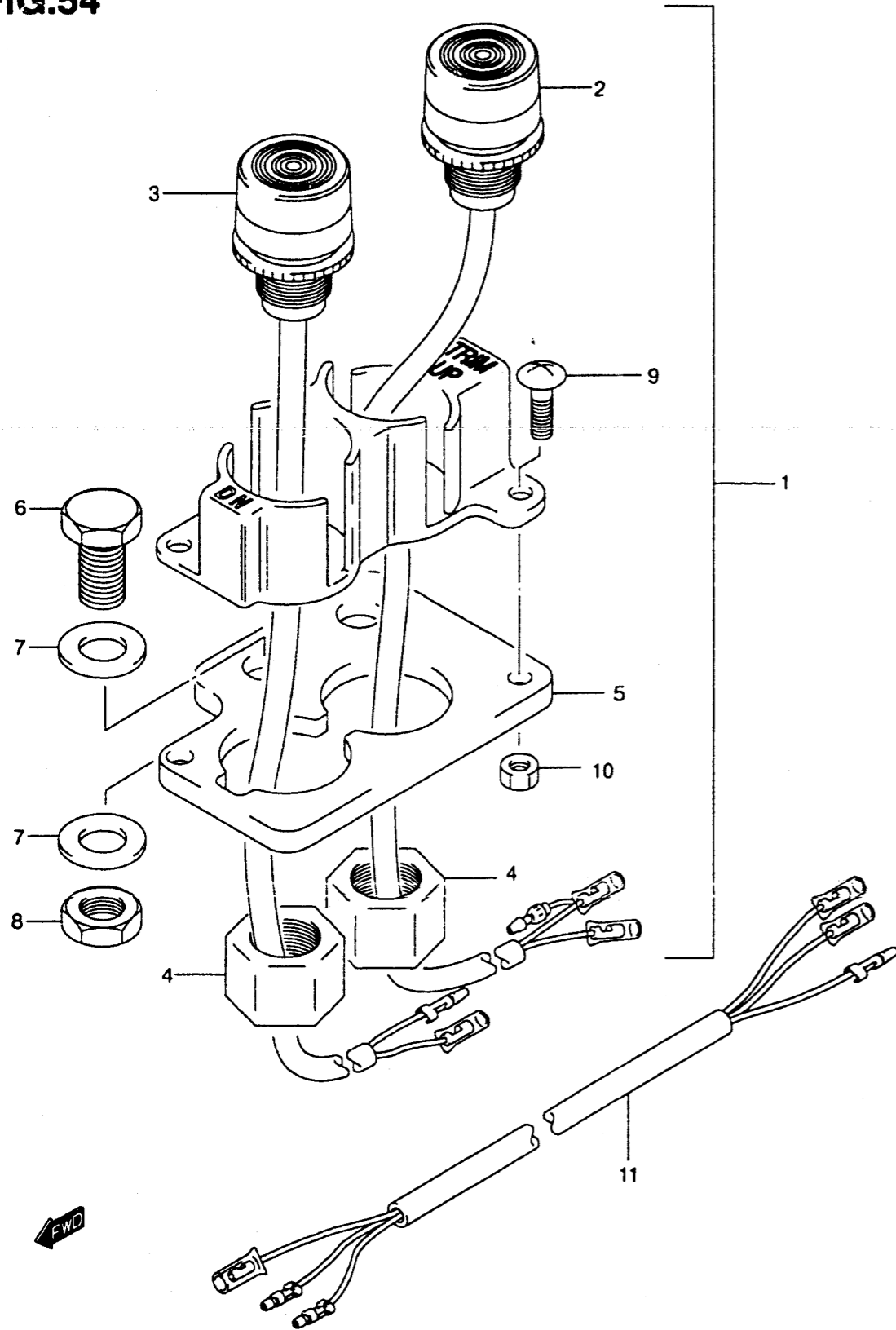


REF.NO.	PART NO.	DESCRIPTION	QTY.	REMARKS
1	37100-92E00	IGNITION SWITCH SET	1	
2	37139-92E00	.PANEL, IGNITION SW	1	
3	37803-92E00	EMERGENCY SWITCH SET	1	
4	37825-92E00	.PANEL, EMERGENCY SW	1	
5	37805-92E00	PTT SWITCH SET	1	
6	37855-92E00	.PANEL, PTT SW	1	NOT FOR US MARKET
7	37210-92E00	LIGHTING SW SET	1	NOT FOR US MARKET
8	37212-92E00	.PANEL, LIGHTING SW	1	NOT FOR US MARKET
9	37852-94600	PLATE, SWITCH	1	-MODEL:00
				NOT FOR US MARKET
10	03112-05123	SCREW	4	-MODEL:00
				NOT FOR US MARKET
11	09250-12006	CAP	1	-MODEL:00
				NOT FOR US MARKET

**FIG.54**

FIG.54 ( G-6)

OPT:TRIM SWITCH



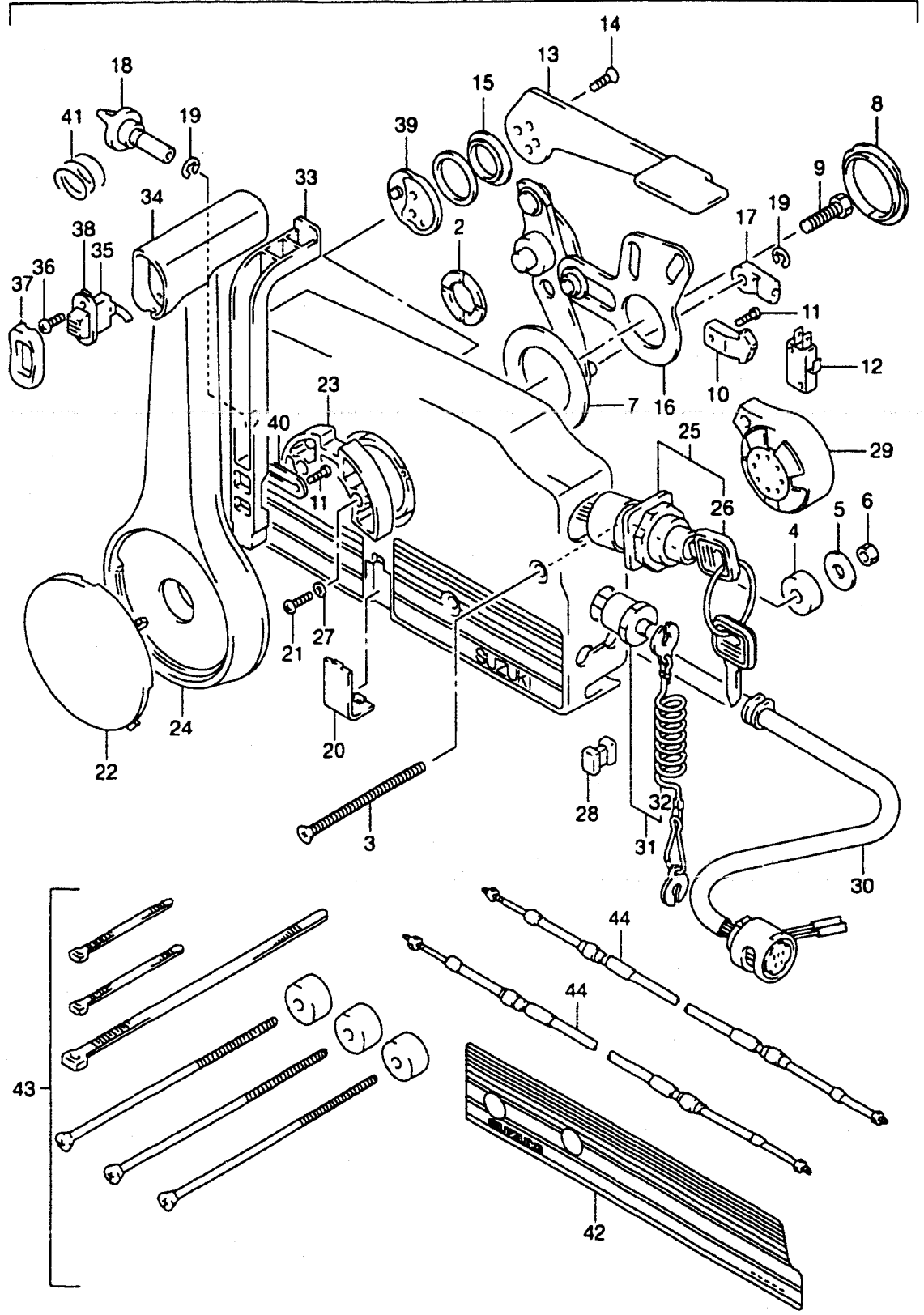
REF.NO.	PART NO.	DESCRIPTION	QTY.	REMARKS
1-1	37850-95312	SWITCH ASSY, TILT & TRIM	1	L:220 NOT FOR US MARKET
1-2	37850-87D03	SWITCH ASSY, TILT & TRIM	1	L:5000 NOT FOR US MARKET
2	37860-95324	.TRIM SWITCH, UP	1	NOT FOR US MARKET
3	37870-95324	.TRIM SWITCH, DOWN	1	NOT FOR US MARKET
4	09159-14014	.NUT	2	NOT FOR US MARKET
5	37852-95211	.PLATE, TRIM SWITCH	1	NOT FOR US MARKET
6	09100-08232	.BOLT	2	NOT FOR US MARKET
7	09160-08082	.WASHER	4	NOT FOR US MARKET
8	09140-08019	.NUT	2	NOT FOR US MARKET
9	02142-04127	.SCREW	2	NOT FOR US MARKET
10	08310-00047	.NUT	2	NOT FOR US MARKET
11	37862-95201	HARNES, TRIM SWITCH	1	NOT FOR US MARKET



**FIG.55**

FIG.55 ( G-7)

OPT:REMOTE CONTROL



QTY.

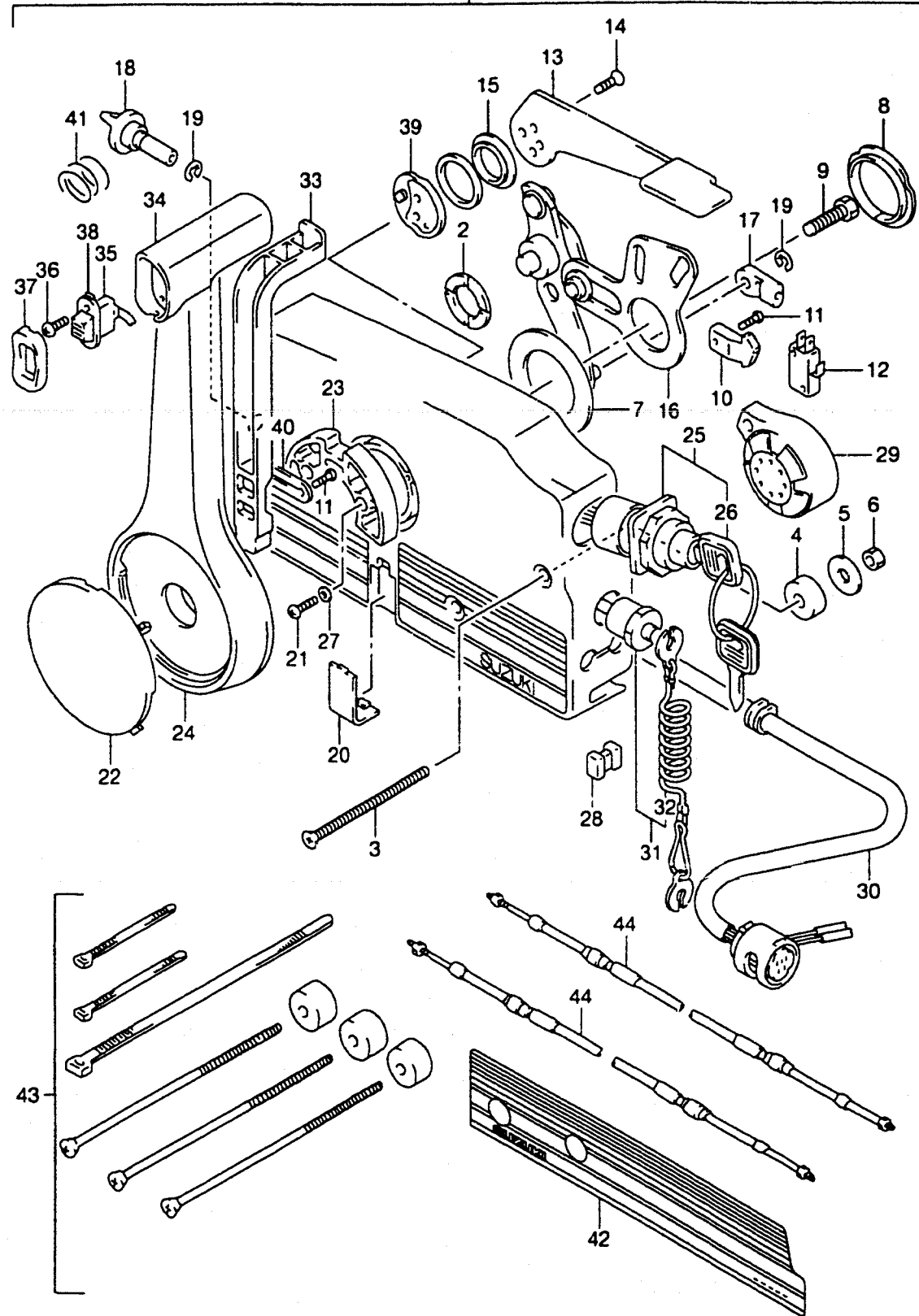
REF.NO.	PART NO.	DESCRIPTION	REMARKS
1	67200-99E10-0EP	REMOTE CONTROL BOX (BLACK)	1
2	67232-95600	.BUSH	1
3	67296-95600	.SCREW	3
4	67294-95600	.SPACER	3
5	09160-06104	.WASHER	3
6	09140-06020	.NUT	3
7	67253-95600	.WASHER	1
8	67252-95600	.BUSH	1
9	09100-08232	.BOLT (8X30)	1
10	67214-95600	.ACTUATOR	1
11	67296-94300	.SCREW	3
12	37721-94600	.SWITCH, NEUTRAL	1
13	67241-99E00	.LEVER, FREE THROTTLE	1
14	09126-05003	.SCREW (5X12)	2
15	67243-95600	.BUSH	1
16	67220-95630	.PLATE ASSY	1
17	67275-95600	.END, CABLE	2
18	67223-95600	.KNOB, BRAKE ADJUST	1
19	67292-94300	.E RING	3
20	67267-95610	.COVER, WIRE	1
21	67296-95610	.SCREW	7
22	67257-95610	.CAP, LEVER	1
23	67256-95600	.HOLDER, NEUTRAL LOCK	1
24	67251-99E00	.LEVER, HANDLE	1
25	37110-92E01	.SWITCH ASSY, IGNITION	1
26-1	37141-92E00	..KEY (11)	1
26-2	37141-92E10	..KEY (12)	1
26-3	37141-92E20	..KEY (13)	1
26-4	37141-92E30	..KEY (14)	1
26-5	37141-92E40	..KEY (15)	1
26-6	37141-92E50	..KEY (16)	1
26-7	37141-92E60	..KEY (17)	1
26-8	37141-92E70	..KEY (18)	1
26-9	37141-92E80	..KEY (19)	1
26-10	37141-92E90	..KEY (20)	1

**FIG.55**

FIG.55 ( G-8)

OPT:REMOTE CONTROL

QTY.



REF.NO.	PART NO.	DESCRIPTION	QTY.	REMARKS
27	67297-95600	.WASHER	2	
28	67273-95600	.SPACER	1	
29	38500-92X50	.BUZZER	1	
30	36620-92E00	.WIRING HARNESS	1	
31	37820-92E00	.SWITCH ASSY, EMERGENCY	1	
32	37823-92E00	.PLATE	1	
33	67255-95600	.ARM, NEUTRAL LOCK	1	
34	67261-95600	.GRIP	1	
35	37860-94610	.SWITCH, TRIM	1	
36	09139-02003	.SCREW (2X6.0)	2	
37	67263-95600	.CAP, GRIP	1	
38	37869-95590	.CAP, TRIM SWITCH	1	
39	67245-95600	.DRUM ASSY, FREE THROTTLE	1	
40	67258-87D00	.BRACKET, NEUTRAL ARM	1	
41	67259-87D00	.SPRING, NEUTRAL ARM	1	
42	67282-95610	DECAL, REMOCON BOX PORT	1	BLACK
43	67140-95600	ATTACHMENT, TWIN REMOCON KIT	1	
44-1	67320-89J00	CABLE, REMOCON 7F (2.1M)	2	*SEE NOTE (NOT FOR US MARKET)
44-2	67320-89J10	CABLE, REMOCON 8F (2.4M)	2	*SEE NOTE (NOT FOR US MARKET)
44-3	67320-89J20	CABLE, REMOCON 10F (3.1M)	2	*SEE NOTE (NOT FOR US MARKET)
44-4	67320-89J30	CABLE, REMOCON 12F (3.7M)	2	*SEE NOTE (NOT FOR US MARKET)
44-5	67320-89J40	CABLE, REMOCON 14F (4.3M)	2	*SEE NOTE (NOT FOR US MARKET)
44-6	67320-89J50	CABLE, REMOCON 16F (4.9M)	2	*SEE NOTE (NOT FOR US MARKET)
44-7	67320-89J60	CABLE, REMOCON 18F (5.5M)	2	*SEE NOTE (NOT FOR US MARKET)
44-8	67320-89J70	CABLE, REMOCON 20F (6.1M)	2	*SEE NOTE (NOT FOR US MARKET)
44-9	67320-89J80	CABLE, REMOCON 22F (6.7M)	2	*SEE NOTE (NOT FOR US MARKET)

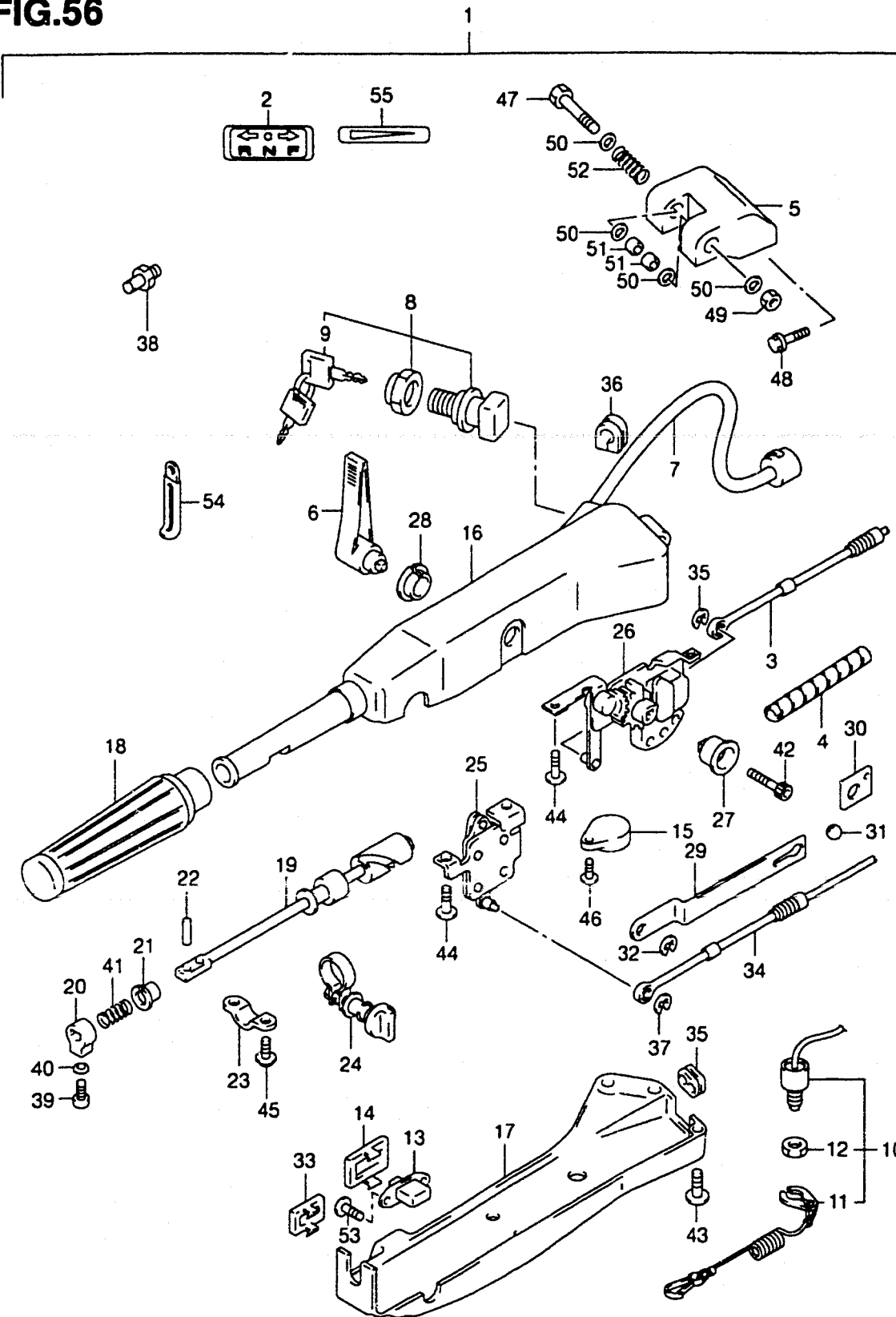
**\*NOTE:**  
**LISTED CABELS ARE NOT FOR U.S. MARKET**  
**REFER TO PAGE 11 OF 2001 ACCESSORY CATALOG FOR CABLES**

**FIG.56**

FIG.56 ( G- 9)

OPT:TILLER HANDLE

QTY.



REF.NO.	PART NO.	DESCRIPTION	REMARKS	QTY.
1	63002-87J05-0EP	KIT, TILLER HANDLE (BLACK)		1
2	21131-96003	.MARK, CLUTCH SHIFT		1
3	23230-87J00	.CABLE, CLUTCH		1
4	38423-95510	.TUBE	L:150→100	1
5	43761-87J01-0EP	.BRACKET, TILLER HANDLE (BLACK)		1
6	21111-87J00-0EP	.LEVER, CLUTCH (BLACK)		1
7	36620-87J00	.WIRE, HANDLE		1
8	37110-87J00	.SWITCH, IGNITION		1
9-1	37141-92E00	..KEY (11)		1
9-2	37141-92E10	..KEY (12)		1
9-3	37141-92E20	..KEY (13)		1
9-4	37141-92E30	..KEY (14)		1
9-5	37141-92E40	..KEY (15)		1
9-6	37141-92E50	..KEY (16)		1
9-7	37141-92E60	..KEY (17)		1
9-8	37141-92E70	..KEY (18)		1
9-9	37141-92E80	..KEY (19)		1
9-10	37141-92E90	..KEY (20)		1
10	37820-87J00	.SWITCH, EMERGENCY		1
11	37823-92E00	.PLATE, LOCK		1
12	37826-92E00	..NUT		1
13	37860-94610	.SWITCH, TRIM		1
14	37869-95590	.CAP, TRIM SW		1
15	38500-92X50	.BUZZER		1
16	63111-87J02-0EP	.HOUSING, TILLER HANDLE (BLACK)		1
17	63121-87J01	.COVER, LOWER		1
18	63210-93E30	.GRIP		1
19	63221-87J00	.ROD, HANDLE		1
20	63223-92D00	.STOPPER		1
21	63225-93200	.BUSH, HANDLE ROD		1
22	63227-93200	.PIN, HANDLE ROD		1

FIG.56

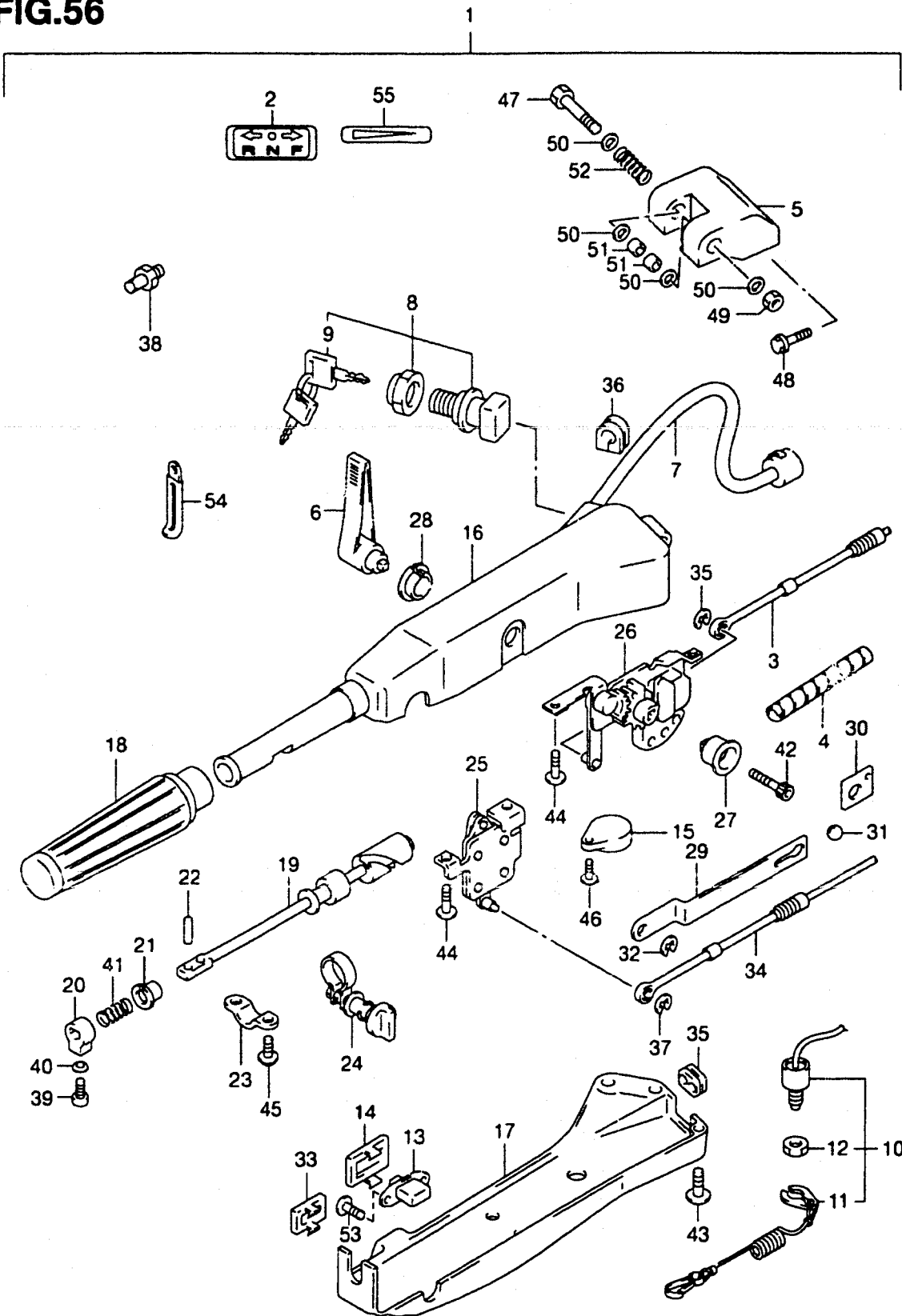


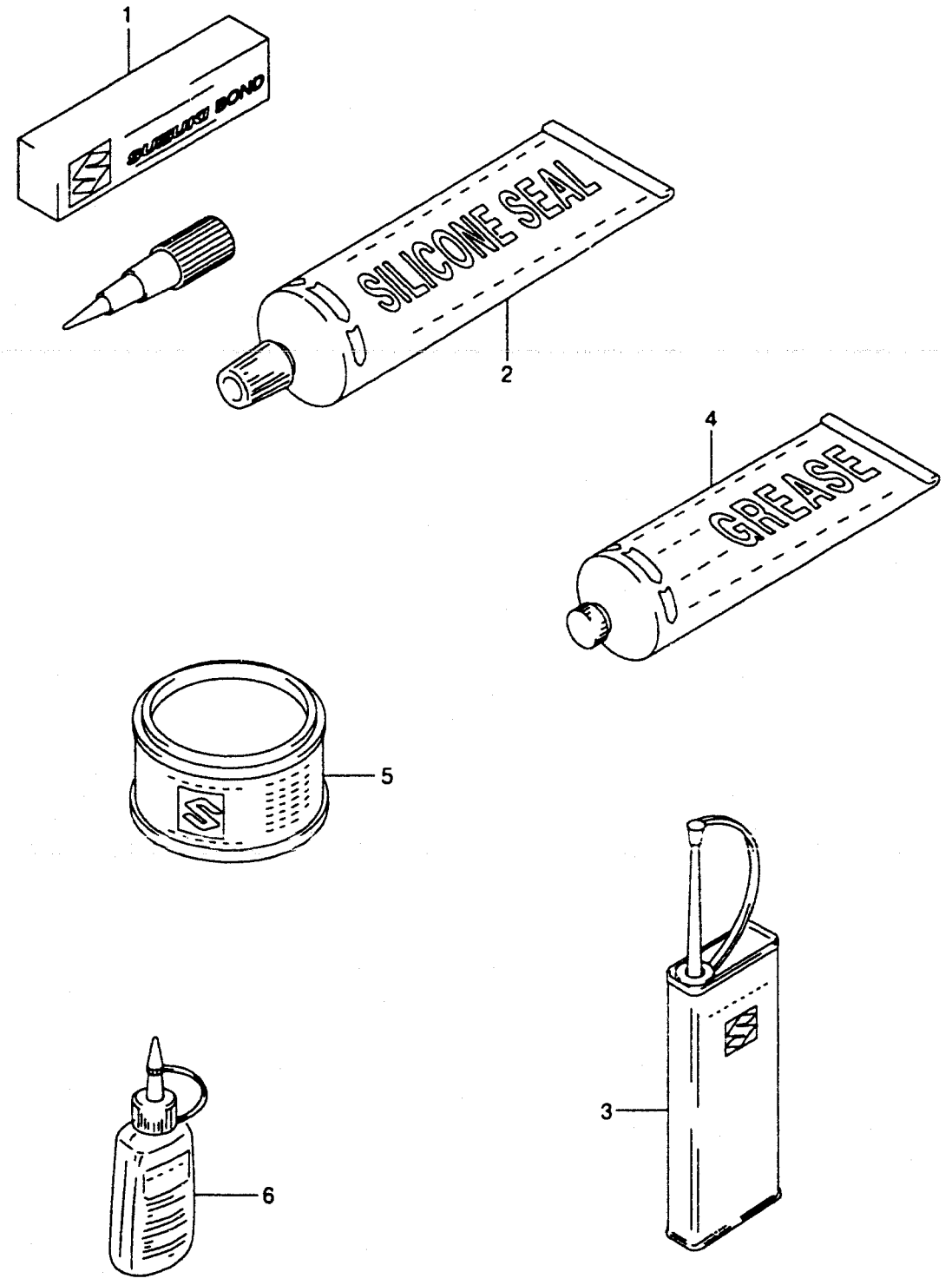
FIG.56 ( G-10)

OPT:TILLER HANDLE

QTY.

REF.NO.	PART NO.	DESCRIPTION	QTY.	REMARKS
23	63235-87J00	.PLATE, HANDLE ROD	1	
24	63240-87J00	.ADJUSTER, HANDLE GRIP	1	
25	63250-87J01	.LINK, THROTTLE	1	
26	63260-87J02	.GEAR, THROTTLE	1	
27	63261-87J00	.BUSH, SHIFT GEAR	1	
28	63262-87J00	.BUSH, CLUTCH LEVER	1	
29	63271-87J10	.PLATE, LOCK	1	
30	63272-87J00	.PLATE, BALL GUIDE	1	
31	63273-87J00	.BALL	1	
32	63274-87J00	.E RING	1	
33	67263-99E00	.COVER, TRIM SW	1	
34	63610-87J00	.CABLE, THROTTLE	1	
35	63625-87J00	.GROMMET, THROTTLE CABLE	1	
36	63626-87J01	.GROMMET, HANDLE WIRE	1	
37	67292-87J00	.E RING	1	
38	67473-89J00	.PIN, REMOCON CONNECTOR	1	
39	09126-06015	.SCREW (6X23)	1	
40	09163-06001	.WASHER	1	
41	09440-12027	.SPRING	1	
42	09106-08099	.BOLT (8X50)	1	
43	09125-05047	.SCREW (5X14)	6	
44	09125-06069	.SCREW (6X12)	4	
45	09136-05008	.SCREW (5X12)	2	
46	02142-05207	.SCREW	1	
47	09100-10264	.BOLT (10X80)	1	
48	09117-10034	.BOLT (10X45)	2	
49	09159-10050	.NUT	1	
50	09160-10097	.WASHER	5	
51	09306-10009	.BUSH	3	
52	09440-22008	.SPRING	1	
53	09139-02003	.SCREW (2X6)	2	
54	09404-10205	.CLAMP	1	
55	63215-93110	.MARK, HANDLE GRIP	1	

FIG.57



REF.NO.	PART NO.	DESCRIPTION	QTY.	REMARKS
1-1	99104-31140	LIQUID GASKET SUZ BOND 1207B	1	FOR CRANKCASE
1-2	99000-31120	SILICONE SEALANT	1	50G, FOR GEAR CASE
2	93691-80030	SILICONE SEALANT	1	100G, FOR GEAR CASE
3	99000-32040	CEMENT, THREAD LOCK	1	200G
4	99000-25160	GREASE, WATER RESISTANT	1	250G
5	99000-25010	SUPER GREASE A	1	350G, FOR ENGINE OIL SEAL
6-1	99000-32050	THREAD LOCK CEMENT	1	50G (1342)
6-2	99000-32020	THREAD LOCK CEMENT, SUPER	1	50G (1333B)
7-1	99011-87J00-03A	MANUAL, OWNER'S	1	MODEL:99,00 DRAWING NOT SHOWN
7-2	99011-87J02-03A	MANUAL, OWNER'S	1	MODEL:01
7-3	99011-87J20-03A	MANUAL, OWNER'S	1	TYPE:QH MODEL:99,00

NOTE:

REFER TO THE ACCESSORY CATALOG FOR MORE OIL AND CHEMICALS.